

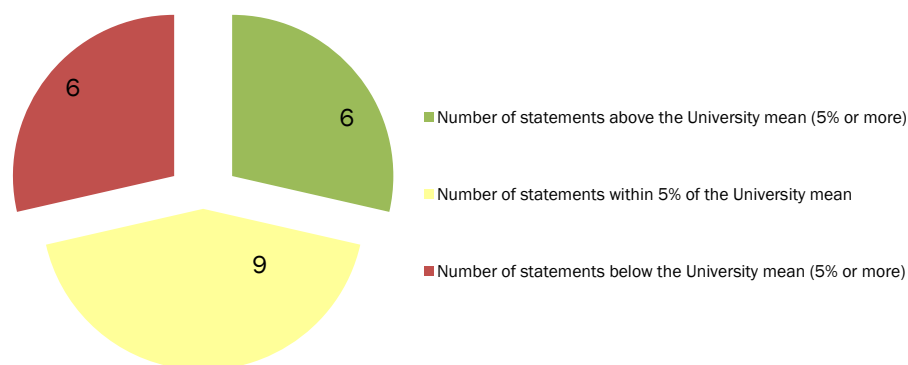
# National Student Survey 2015 Dashboard for MEDIC

Data presented at School-level

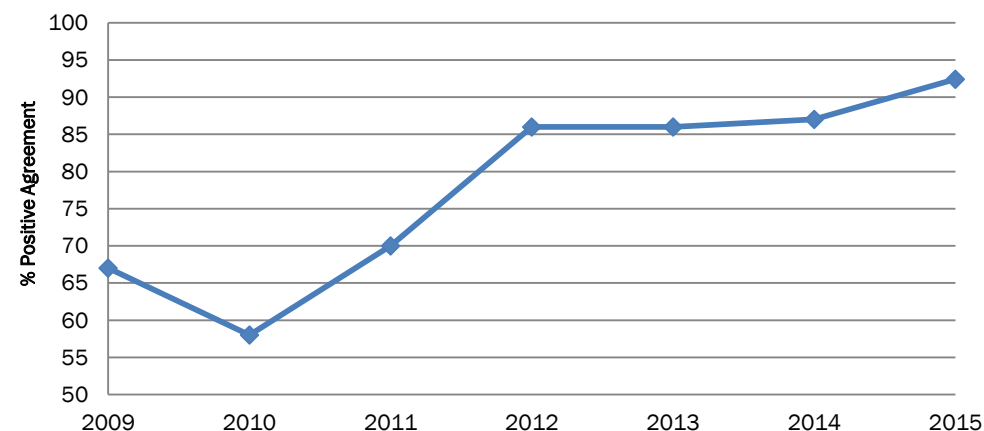


RESPONSE RATE 87% ( n=211) OVERALL SATISFACTION 92%

Results are presented as whole numbers for ease of reading, with rounding performed at the last stage of calculation for maximum accuracy. Therefore in some instances, results may not total 100%



Overall Satisfaction by Year for MEDIC



## SCHOOL RESULTS

### Highlights

The three highest scoring School statements	% agreement
The library resources and services are good enough for my needs.	99%
My communication skills have improved.	97%
I have been able to access general IT resources when I needed to.	96%

### Lowlights

The three lowest scoring School statements	% agreement
Feedback on my work has helped me clarify things I did not understand.	40%
Feedback on my work has been prompt.	45%
I have received detailed comments on my work.	47%

## STATEMENTS COMPARED AGAINST THE UNIVERSITY

### Most Positive

The three most positive School statements compared with the University mean	% agreement	% difference from University mean
My communication skills have improved.	97%	12%
The course has helped me to present myself with confidence.	90%	9%
I have been able to access specialised equipment, facilities or rooms when I needed to.	95%	8%

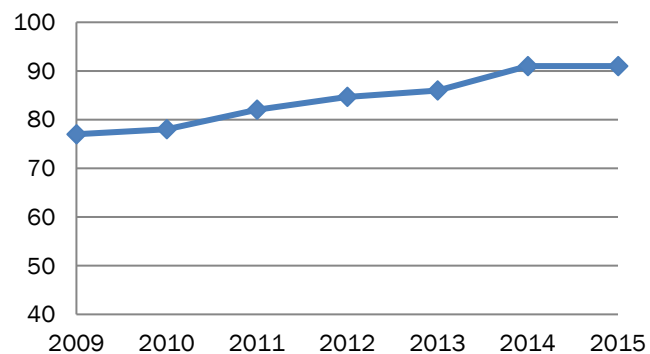
### Least Positive

The three least positive School statements compared with the University mean	% agreement	% difference from University mean
Feedback on my work has been prompt.	45%	-23%
Feedback on my work has helped me clarify things I did not understand.	40%	-23%
The course is well organised and is running smoothly.	59%	-21%

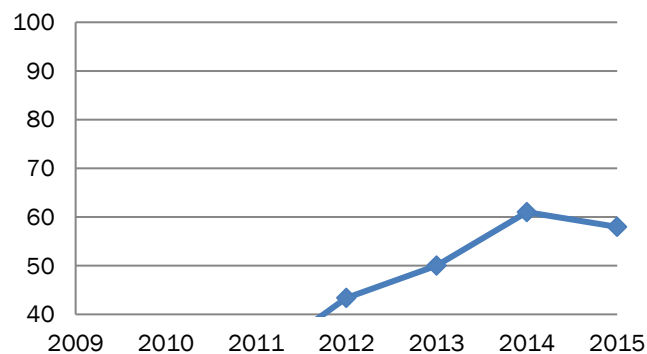
## Seven Year Thematic Performance MEDIC

(all charts show positive agreement scores)

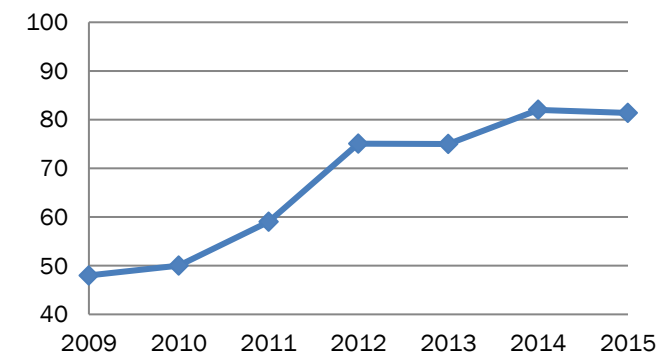
### Teaching On My Course



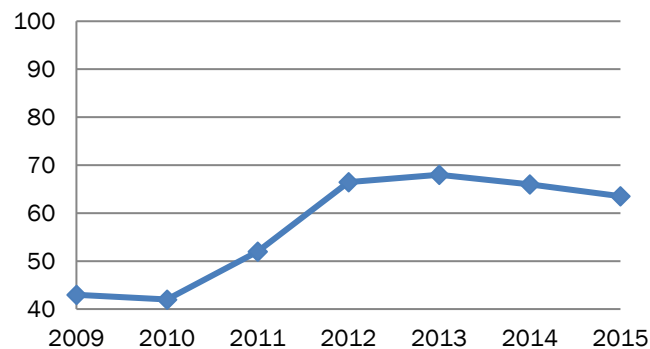
### Assessment and Feedback



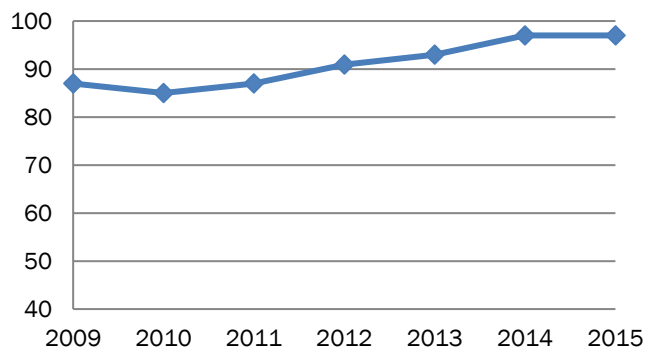
### Academic Support



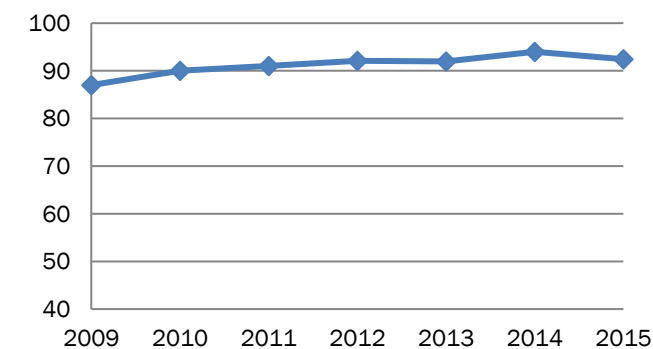
### Organisation and Management



### Learning Resources



### Personal Development



Thematic Area	2009	2010	2011	2012	2013	2014	2015
Teaching On My Course	77	78	82	85	86	91	91
Assessment and Feedback	24	19	30	43	50	61	58
Academic Support	48	50	59	75	75	82	81
Organisation and Management	43	42	52	66	68	66	64
Learning Resources	87	85	87	91	93	97	97
Personal Development	87	90	91	92	92	94	92
Overall Satisfaction	67	58	70	86	86	87	92

## All Statement Results MEDIC NSS 2015

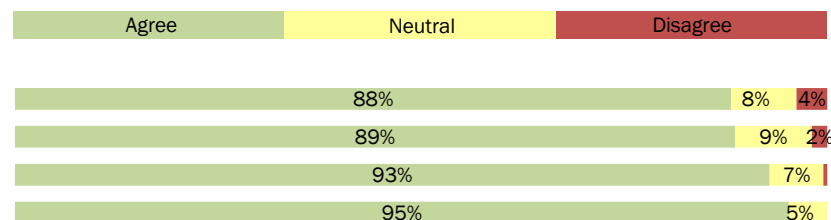
### The Teaching On My Course

Staff are good at explaining things.

Staff have made the subject interesting.

Staff are enthusiastic about what they are teaching.

The course is intellectually stimulating.



% difference from  
University mean

-4

5

4

6

### Assessment and Feedback

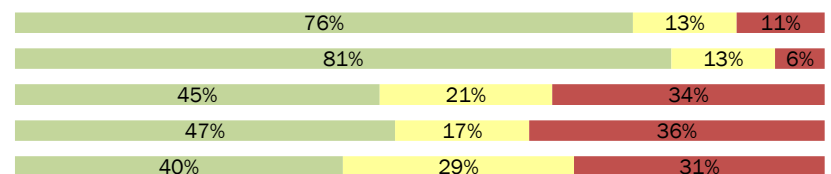
The criteria used in marking have been made clear in advance.

Assessment arrangements and marking have been fair.

Feedback on my work has been prompt.

I have received detailed comments on my work.

Feedback on my work has helped me clarify things I did not understand.



-2

4

-23

-18


-23

### Academic Support

I have received sufficient advice and support with my studies.

I have been able to contact staff when I needed to.

Good advice was available when I needed to make study choices.



-1

-4

-1

### Organisation and Management

The timetable works efficiently as far as my activities are concerned.

Any changes in courses or teaching have been communicated effectively.

The course is well organised and running smoothly.



-15

-16

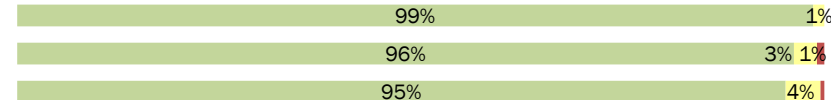
-21

### Learning Resources

The library resources and services are good enough for my needs.

I have been able to access general IT resources when I needed to.

I have been able to access specialised equipment, facilities or rooms when I needed to.



8

3

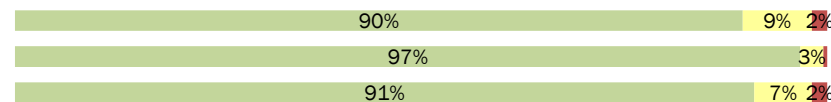
8

### Personal Development

The course has helped me to prevent myself with confidence.

My communication skills have improved.

As a result of the course, I feel confident in tackling unfamiliar problems.



9

12

8

### Overall Satisfaction

Overall Satisfaction



2