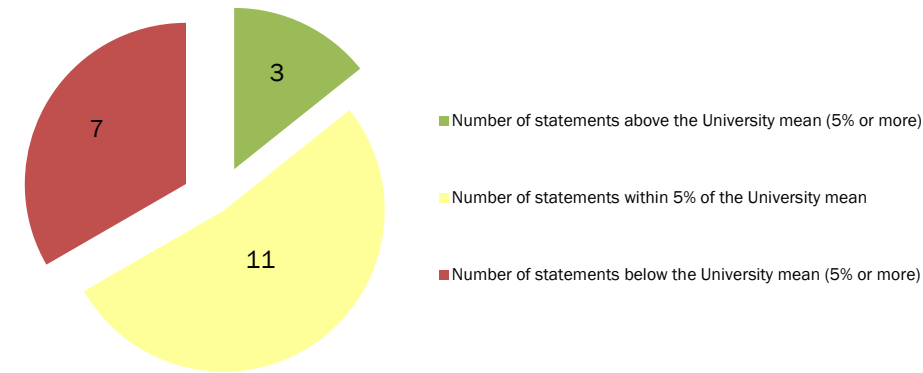


National Student Survey 2015 Dashboard for CARBS

Data presented at School-level

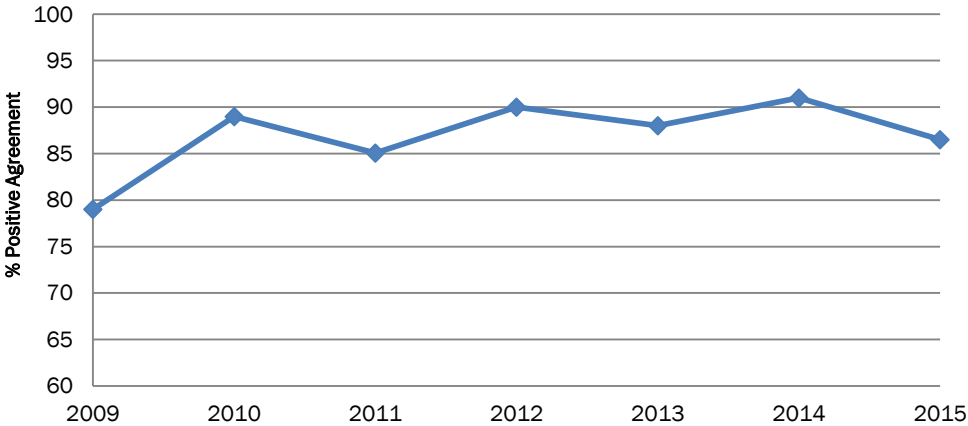


RESPONSE RATE 71% (n=363) OVERALL SATISFACTION 87%



Results are presented as whole numbers for ease of reading, with rounding performed at the last stage of calculation for maximum accuracy. Therefore in some instances, results may not total 100%

Overall Satisfaction by Year for CARBS



SCHOOL RESULTS

Highlights

The three highest scoring School statements	% agreement
I have been able to access general IT resources when I needed to.	94%
Any changes in the course or teaching have been communicated effectively.	92%
I have been able to contact staff when I needed to.	91%

Lowlights

The three lowest scoring School statements	% agreement
Feedback on my work has helped me clarify things I did not understand.	56%
I have received detailed comments on my work.	61%
Staff have made the subject interesting.	71%

STATEMENTS COMPARED AGAINST THE UNIVERSITY

Most Positive

The three most positive School statements compared with the University mean	% agreement	% difference from University mean
Any changes in the course or teaching have been communicated effectively.	92%	11%
The course is well organised and is running smoothly.	90%	10%
Feedback on my work has been prompt.	73%	5%

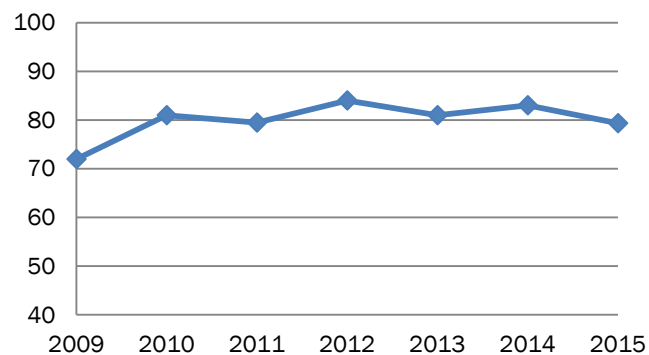
Least Positive

The three least positive School statements compared with the University mean	% agreement	% difference from University mean
Staff have made the subject interesting.	71%	-13%
My communication skills have improved.	73%	-12%
Staff are enthusiastic about what they are teaching.	78%	-11%

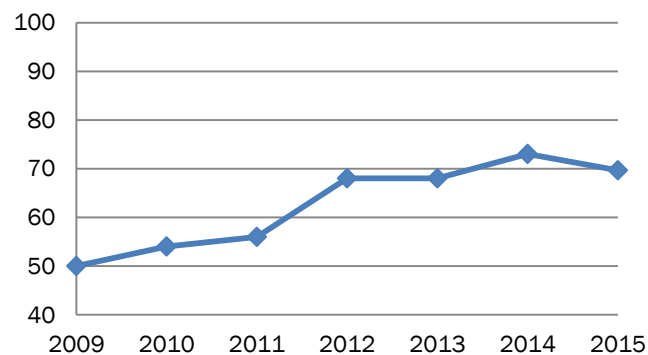
Seven Year Thematic Performance CARBS

(all charts show positive agreement scores)

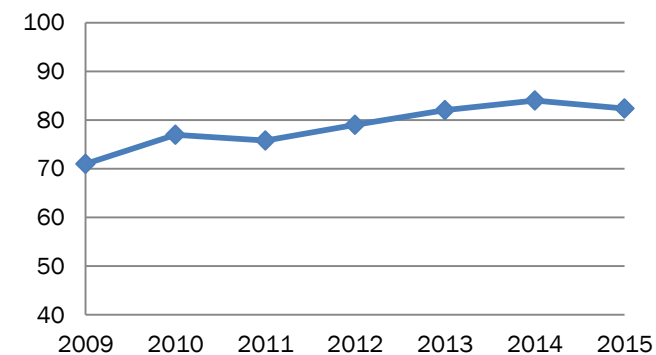
Teaching On My Course



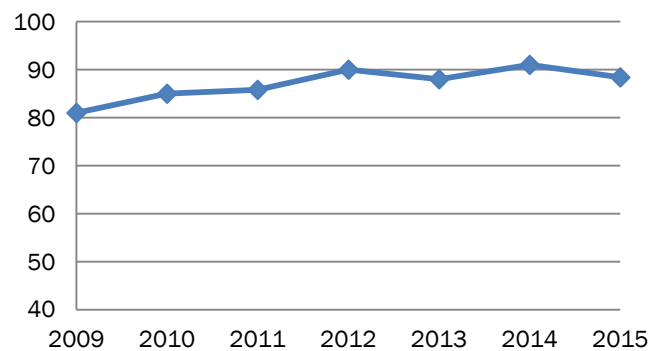
Assessment and Feedback



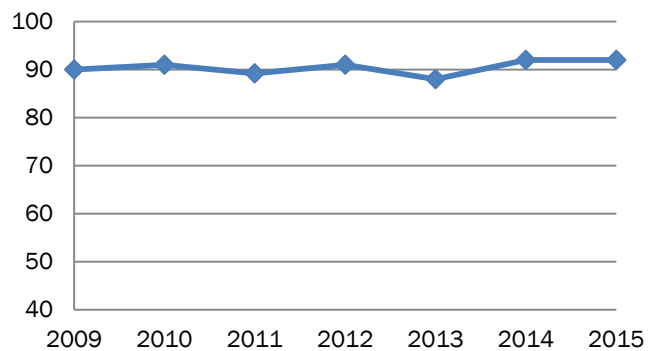
Academic Support



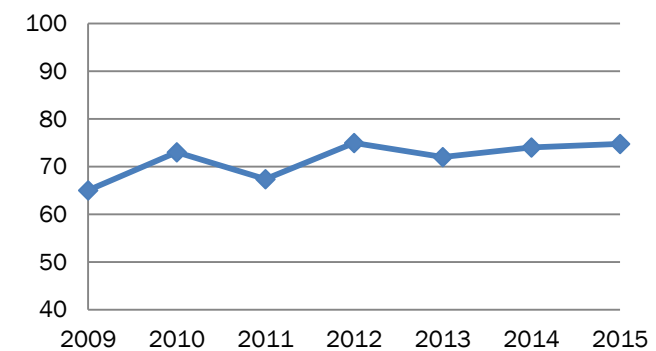
Organisation and Management



Learning Resources



Personal Development



Thematic Area	2009	2010	2011	2012	2013	2014	2015
Teaching On My Course	72	81	79	84	81	83	79
Assessment and Feedback	50	54	56	68	68	73	70
Academic Support	71	77	76	79	82	84	82
Organisation and Management	81	85	86	90	88	91	88
Learning Resources	90	91	89	91	88	92	92
Personal Development	65	73	67	75	72	74	75
Overall Satisfaction	79	89	85	90	88	91	87

All Statement Results CARBS NSS 2015

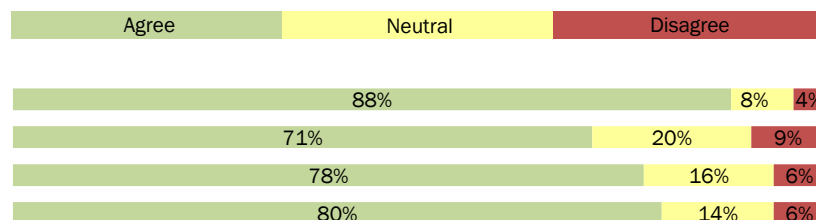
The Teaching On My Course

Staff are good at explaining things.

Staff have made the subject interesting.

Staff are enthusiastic about what they are teaching.

The course is intellectually stimulating.



% difference from
University mean

-4

-13

-11

-9

Assessment and Feedback

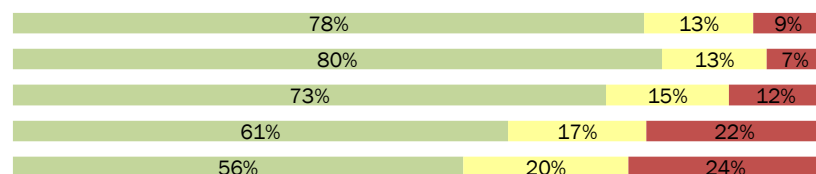
The criteria used in marking have been made clear in advance.

Assessment arrangements and marking have been fair.

Feedback on my work has been prompt.

I have received detailed comments on my work.

Feedback on my work has helped me clarify things I did not understand.



0

3

5

-4

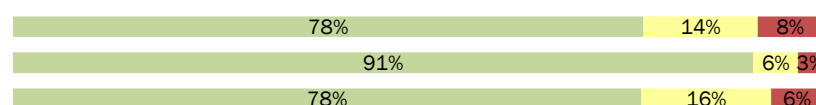
-7

Academic Support

I have received sufficient advice and support with my studies.

I have been able to contact staff when I needed to.

Good advice was available when I needed to make study choices.



-2

1

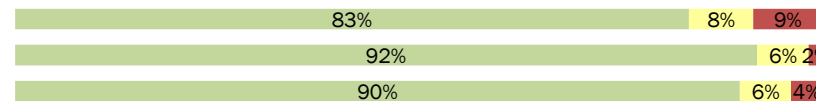
-2

Organisation and Management

The timetable works efficiently as far as my activities are concerned.

Any changes in courses or teaching have been communicated effectively.

The course is well organised and running smoothly.



2

11

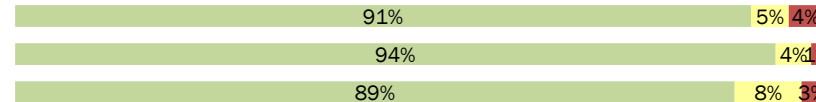
10

Learning Resources

The library resources and services are good enough for my needs.

I have been able to access general IT resources when I needed to.

I have been able to access specialised equipment, facilities or rooms when I needed to.



0

1

2

Personal Development

The course has helped me to prevent myself with confidence.

My communication skills have improved.

As a result of the course, I feel confident in tackling unfamiliar problems.



-7

-12

-5

Overall Satisfaction

Overall Satisfaction



-3