

POSTGRADUATE TAUGHT EXPERIENCE SURVEY SUMMARY REPORT 2018 FOR

SOCSI

RESPONSE
RATE:

11.67%

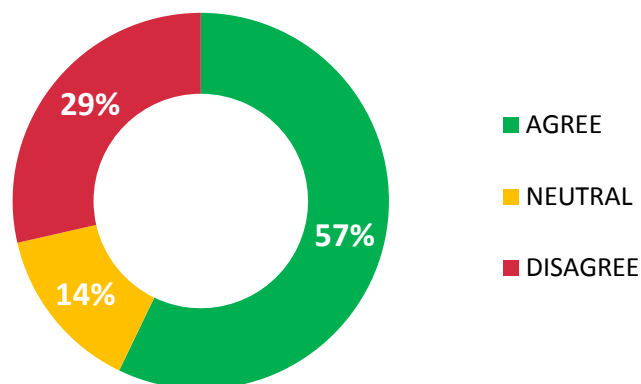
RESPONSES:

14 of 120

CARDIFF
UNIVERSITY

PRIFYSGOL
CAERDYDD

OVERALL, I AM SATISFIED WITH THE QUALITY OF THE COURSE



2018 THEMATIC AREA PERFORMANCE

Difference from
2017:



HIGHLIGHTS

TOP 5 QUESTIONS WITH THE HIGHEST AGREEMENT SCORE

% AGREEMENT

I am encouraged to ask questions or make contributions in taught sessions (face to face and/or online).

93%

The library resources and services are good enough for my needs (including physical and online).

93%

I have been able to access general IT resources (including physical and online) when I needed to.

93%

I have been able to access subject specific resources (e.g. equipment, facilities, software) necessary for my studies.

91%

I am happy with the support I received for planning my dissertation / major project (topic selection, project outline, literature search, etc).

88%

LOWLIGHTS

TOP 5 QUESTIONS WITH THE LOWEST AGREEMENT SCORE

% AGREEMENT

The workload on my course has been manageable.

43%

I have had sufficient opportunities within the structure of my programme to learn and develop research related skills.

43%

I am encouraged to be involved in decisions about how my course is run.

46%

My ability to communicate information effectively to diverse audiences has developed during my course.

50%

I have appropriate opportunities to give feedback on my experience.

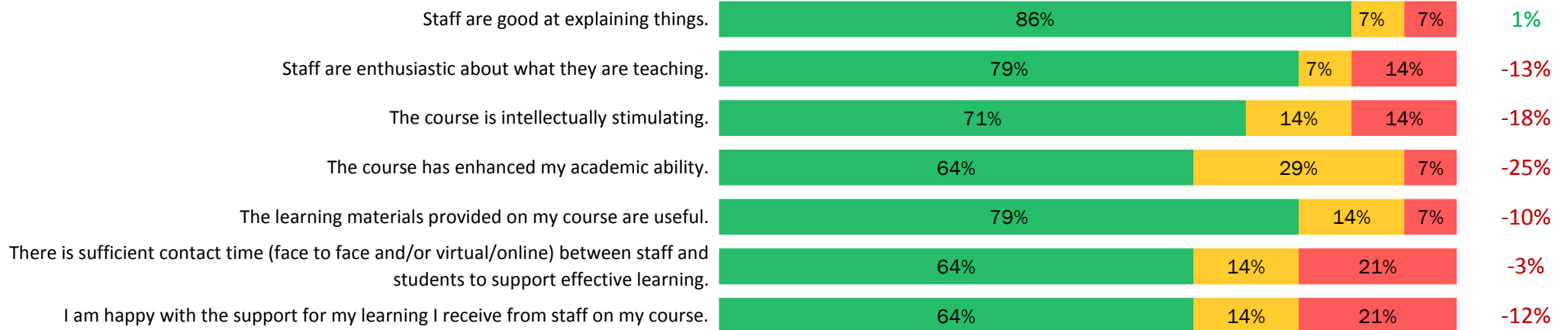
54%

2018 PTES STATEMENT RESPONSES: SOCSI



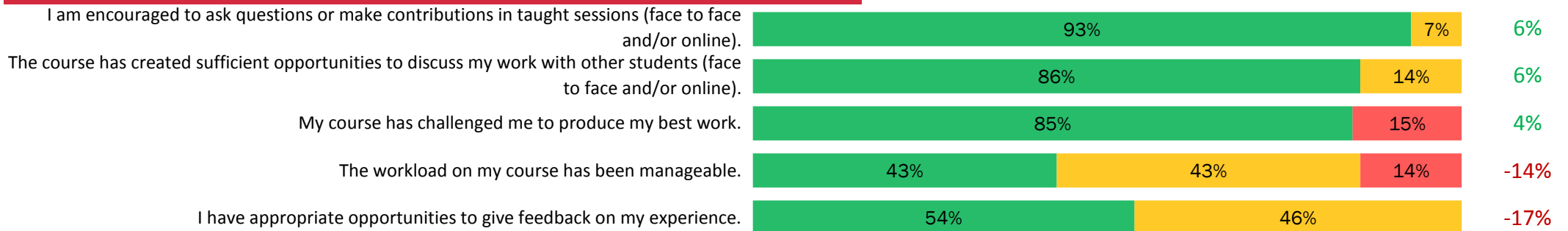
TEACHING AND LEARNING

72%



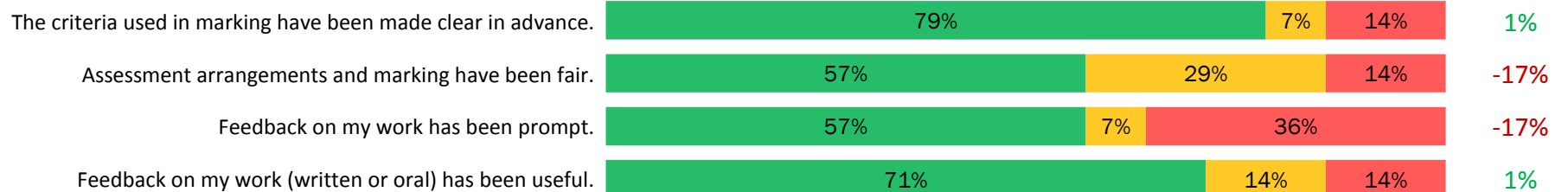
ENGAGEMENT

72%



ASSESSMENT AND FEEDBACK

66%



2018 PTES STATEMENT RESPONSES: SOCSI

POSITIVE

NEUTRAL

NEGATIVE

% difference
from School 2017
score

DISSERTATION

84%

I understand the required standards for the dissertation / major project.

78%

22%

0%

I am happy with the support I received for planning my dissertation / major project (topic selection, project outline, literature search, etc).

88%

13%

13%

My supervisor has the skills and subject knowledge to adequately support my dissertation / major project.

86%

14%

6%

My supervisor provides helpful feedback on my progress.

83%

17%

10%

ORGANISATION AND MANAGEMENT

66%

The timetable fits well with my other commitments.

64%

29%

7%

-5%

Any changes in the course or teaching have been communicated effectively.

77%

23%

-4%

The course is well organised and is running smoothly.

71%

14%

14%

-2%

I was given appropriate guidance and support when I started my course.

71%

29%

-5%

I am encouraged to be involved in decisions about how my course is run.

46%

15%

38%

-15%

RESOURCES AND SERVICES

90%

The library resources and services are good enough for my needs (including physical and online).

93%

7%

10%

I have been able to access general IT resources (including physical and online) when I needed to.

93%

7%

11%

I have been able to access subject specific resources (e.g. equipment, facilities, software) necessary for my studies.

91%

9%

9%

I am aware of how to access the support services at my institution (e.g. health, finance, careers, accommodation).

85%

8%

8%

1%

2018 PTES STATEMENT RESPONSES: SOCSI

POSITIVE

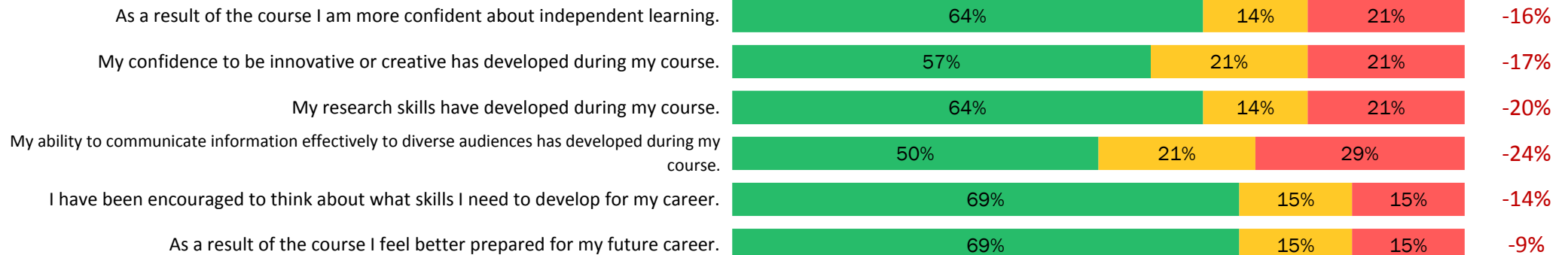
NEUTRAL

NEGATIVE

% difference
from School 2017
score

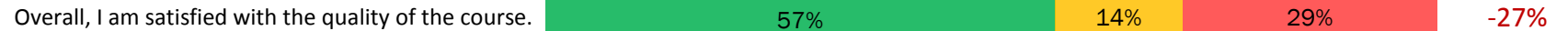
SKILLS DEVELOPMENT

62%

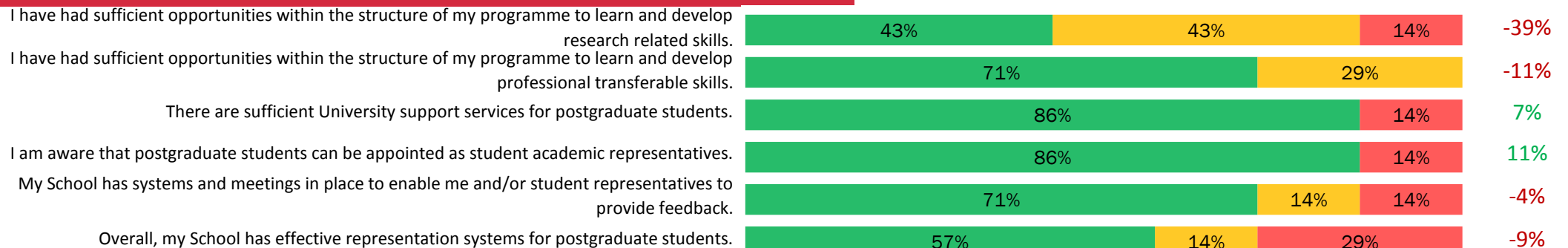


OVERVIEW

57%



INSTITUTIONAL QUESTIONS

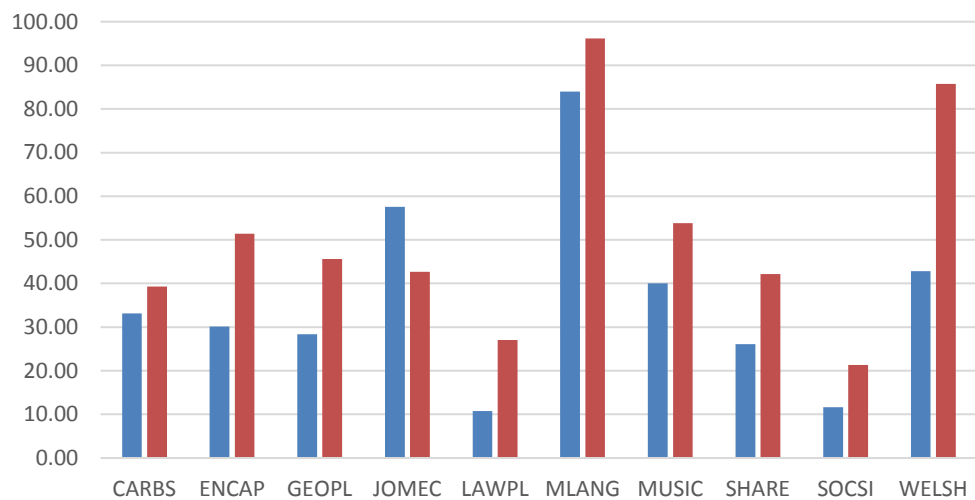


2018 PTES STATEMENT RESPONSES: CARDIFF UNIVERSITY

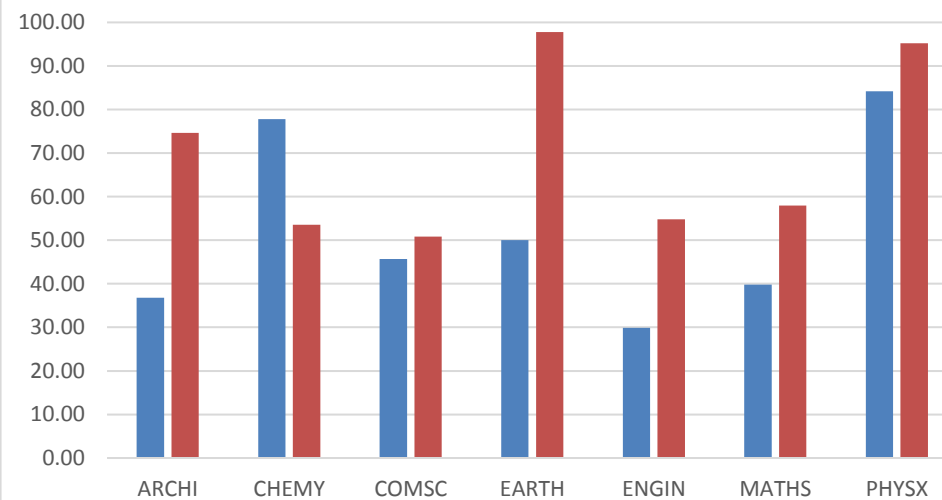
RESPONSE RATES (%)

KEY	
	2018
	2017

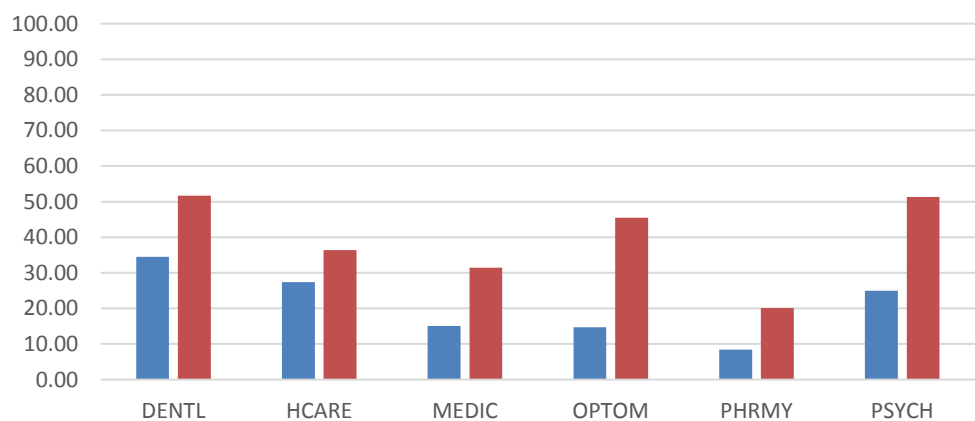
ARTS, HUMANITIES AND SOCIAL SCIENCES



PHYSICAL SCIENCES AND ENGINEERING



BIOMEDICAL LIFE SCIENCES



OVERALL		NUMBER OF STUDENTS
UNIVERSITY	27.37%	1403 of 5126
AHSS	30.42%	828 of 2722
BLS	18.46%	341 of 1847
PSE	42.01%	234 of 557