

POSTGRADUATE TAUGHT EXPERIENCE SURVEY SUMMARY REPORT 2018 FOR SHARE

RESPONSE
RATE:

26.09%

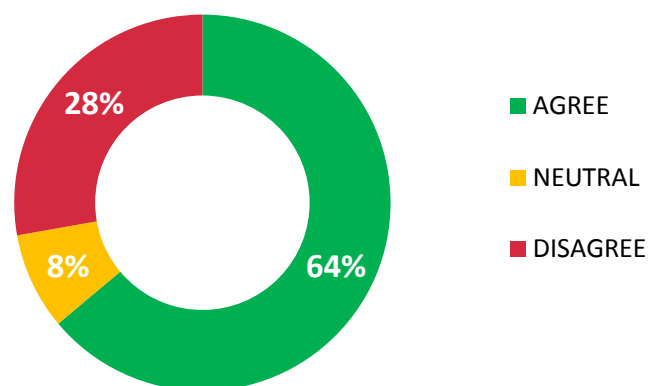
RESPONSES:

36 of 138

CARDIFF
UNIVERSITY

PRIFYSGOL
CAERDYDD

OVERALL, I AM SATISFIED WITH THE QUALITY OF THE COURSE



2018 THEMATIC AREA PERFORMANCE

Difference from
2017:



HIGHLIGHTS

TOP 5 QUESTIONS WITH THE HIGHEST AGREEMENT SCORE	% AGREEMENT
I am encouraged to ask questions or make contributions in taught sessions (face to face and/or online).	97%
Staff are enthusiastic about what they are teaching.	92%
The course is intellectually stimulating.	86%
Assessment arrangements and marking have been fair.	86%
My supervisor has the skills and subject knowledge to adequately support my dissertation / major project.	86%

LOWLIGHTS

TOP 5 QUESTIONS WITH THE LOWEST AGREEMENT SCORE	% AGREEMENT
Feedback on my work has been prompt.	49%
Overall, my School has effective representation systems for postgraduate students.	50%
There are sufficient University support services for postgraduate students.	56%
I am encouraged to be involved in decisions about how my course is run.	57%
My School has systems and meetings in place to enable me and/or student representatives to provide feedback.	62%

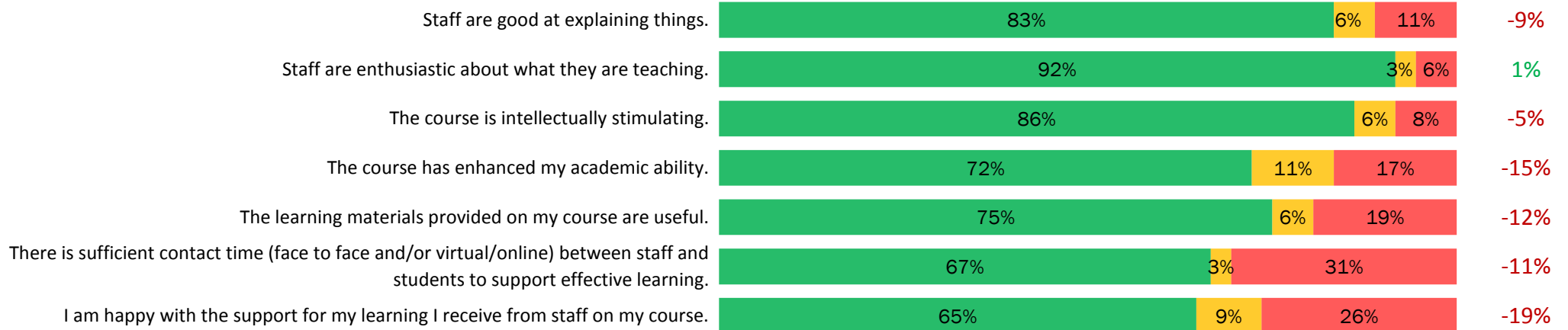
Results are presented as whole numbers for ease of reading, with rounding performed at the last stage of calculation for maximum accuracy. Therefore in some instances, results may not total 100%

2018 PTES STATEMENT RESPONSES: SHARE



TEACHING AND LEARNING

77%



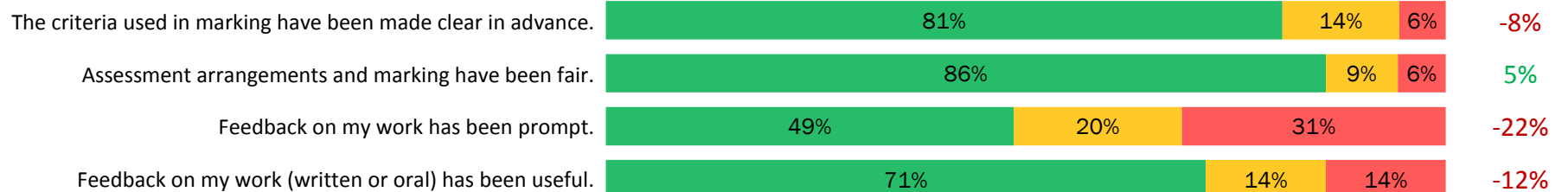
ENGAGEMENT

78%



ASSESSMENT AND FEEDBACK

72%

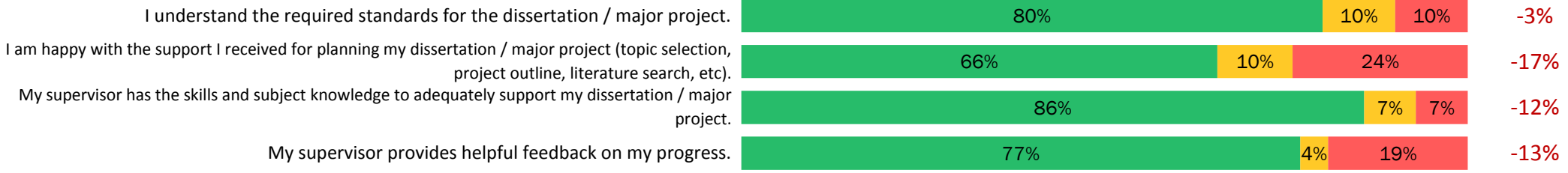


2018 PTES STATEMENT RESPONSES: SHARE



% difference from School 2017 score

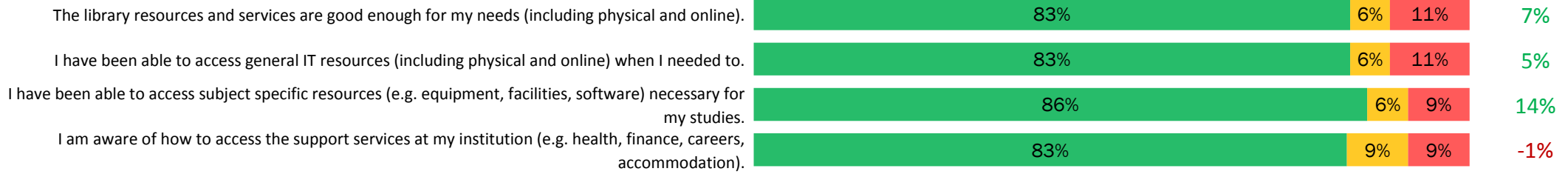
DISSERTATION 77%



ORGANISATION AND MANAGEMENT 64%



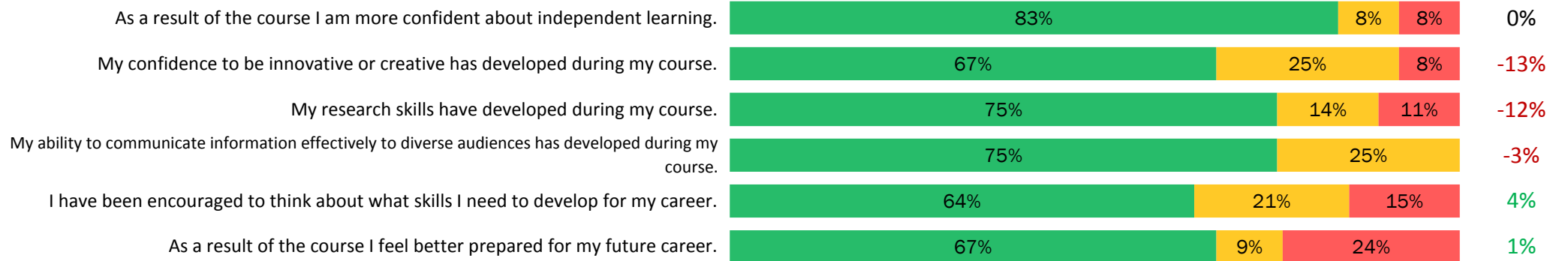
RESOURCES AND SERVICES 84%



2018 PTES STATEMENT RESPONSES: SHARE



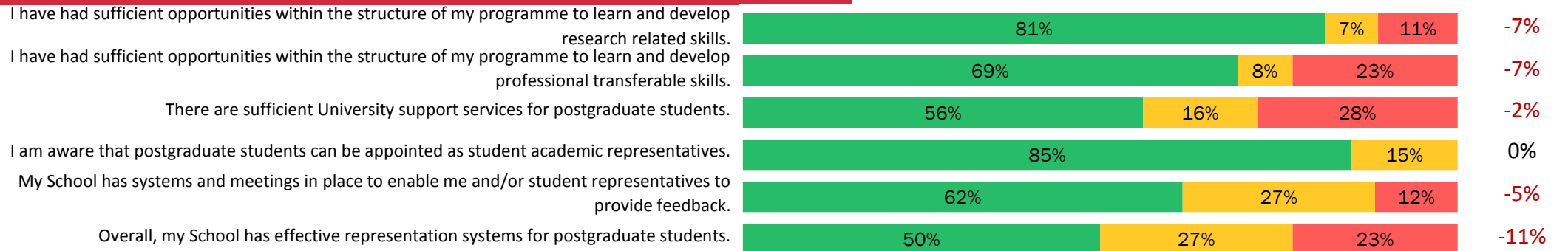
SKILLS DEVELOPMENT 72%



OVERVIEW 64%



INSTITUTIONAL QUESTIONS

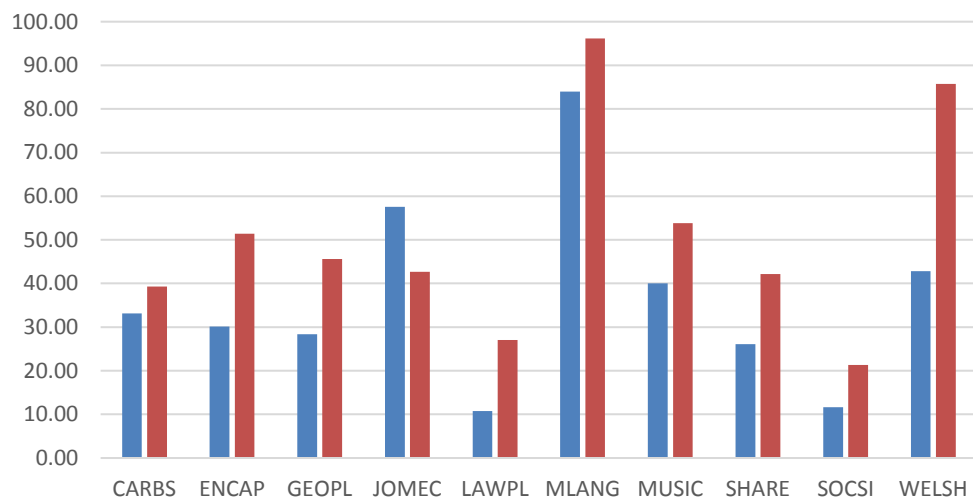


2018 PTES STATEMENT RESPONSES: CARDIFF UNIVERSITY

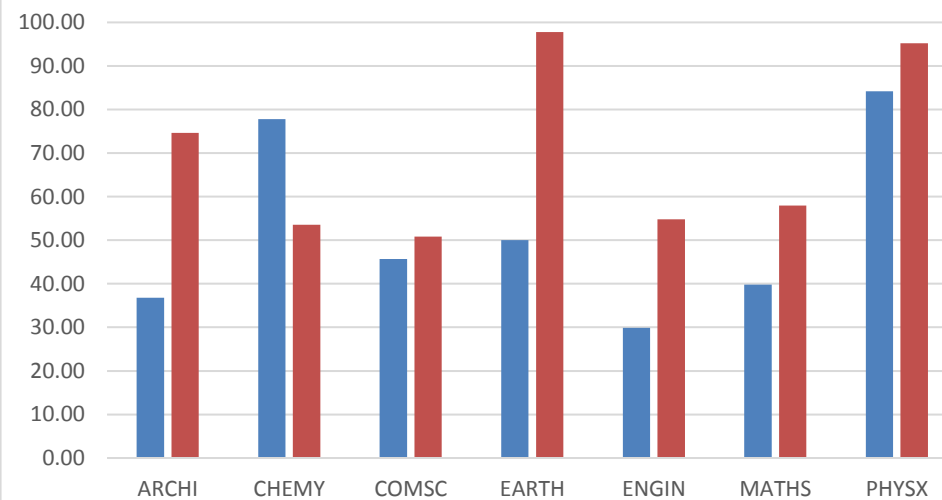
RESPONSE RATES (%)

KEY	
	2018
	2017

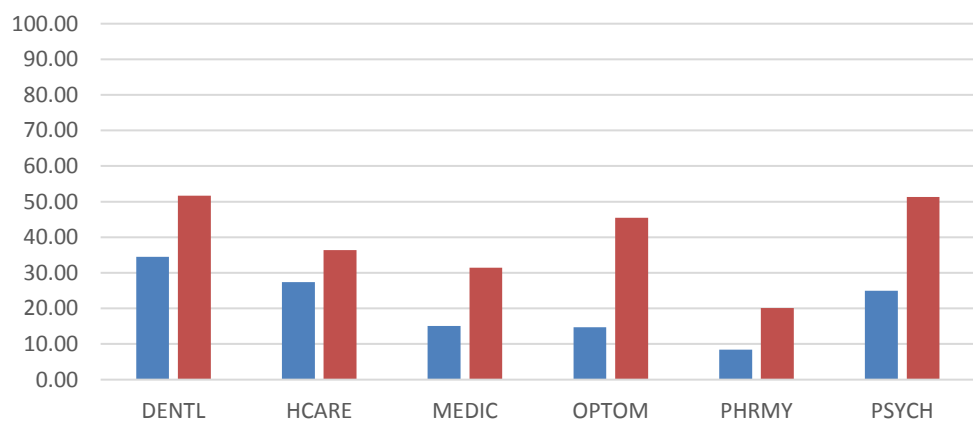
ARTS, HUMANITIES AND SOCIAL SCIENCES



PHYSICAL SCIENCES AND ENGINEERING



BIOMEDICAL LIFE SCIENCES



OVERALL		NUMBER OF STUDENTS
UNIVERSITY	27.37%	1403 of 5126
AHSS	30.42%	828 of 2722
BLS	18.46%	341 of 1847
PSE	42.01%	234 of 557