

POSTGRADUATE TAUGHT EXPERIENCE SURVEY SUMMARY REPORT 2018 FOR PSYCH

RESPONSE
RATE:

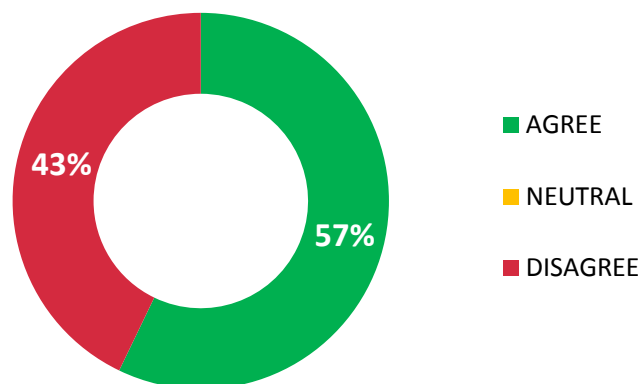
25.00%

RESPONSES:

7 of 28



OVERALL, I AM SATISFIED WITH THE QUALITY OF THE COURSE



2018 THEMATIC AREA PERFORMANCE

Difference from
2017:



HIGHLIGHTS

TOP 5 QUESTIONS WITH THE HIGHEST AGREEMENT SCORE

% AGREEMENT

Staff are good at explaining things.	100%
Staff are enthusiastic about what they are teaching.	100%
The course is intellectually stimulating.	100%
I am encouraged to ask questions or make contributions in taught sessions (face to face and/or online).	100%
I have been able to access subject specific resources (e.g. equipment, facilities, software) necessary for my studies.	100%

LOWLIGHTS

TOP 5 QUESTIONS WITH THE LOWEST AGREEMENT SCORE

% AGREEMENT

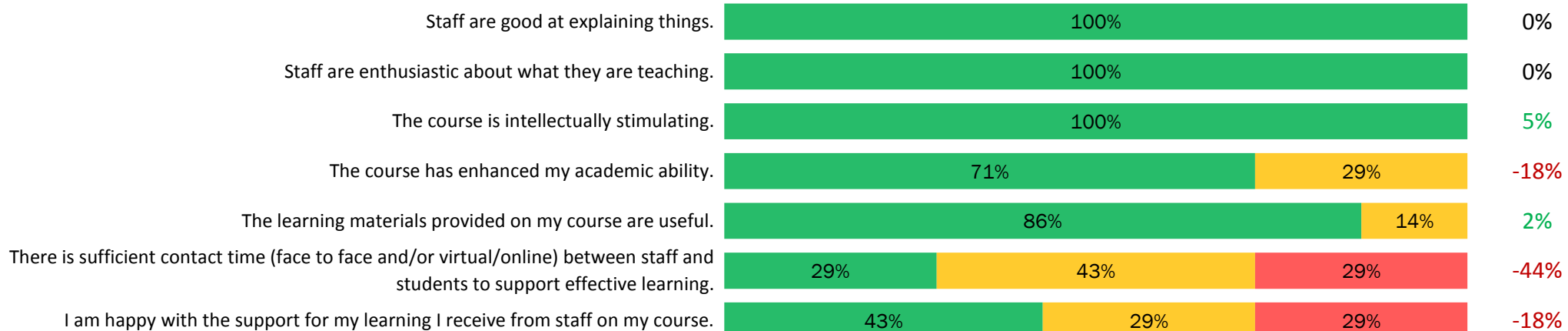
There is sufficient contact time (face to face and/or virtual/online) between staff and students to support effective learning.	29%
There are sufficient University support services for postgraduate students.	40%
I am happy with the support for my learning I receive from staff on my course.	43%
Feedback on my work (written or oral) has been useful.	43%
The course is well organised and is running smoothly.	43%

2018 PTES STATEMENT RESPONSES: PSYCH



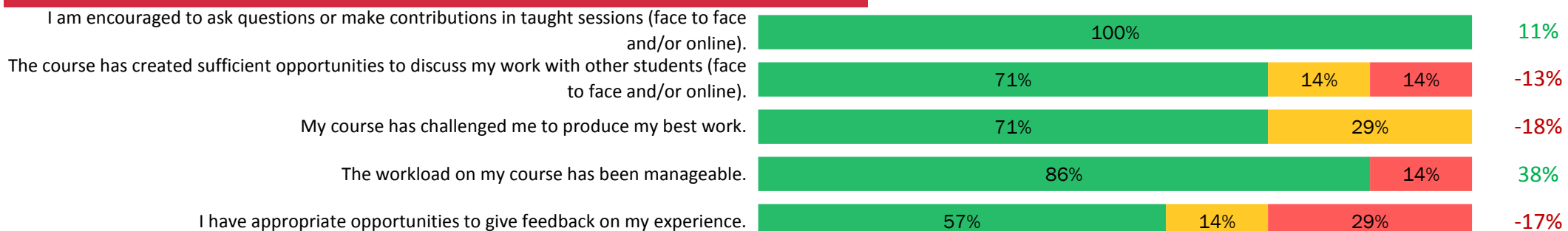
TEACHING AND LEARNING

76%



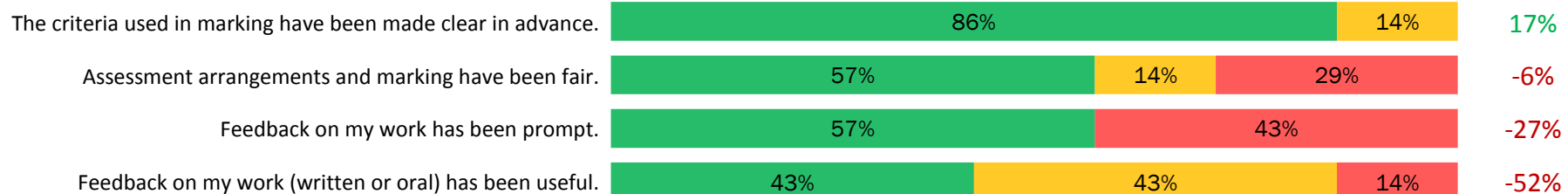
ENGAGEMENT

77%



ASSESSMENT AND FEEDBACK

61%



2018 PTES STATEMENT RESPONSES: PSYCH



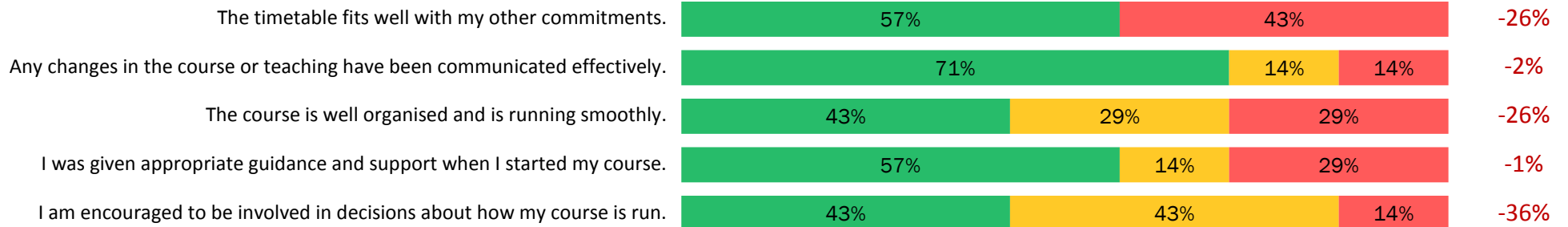
DISSERTATION

54%



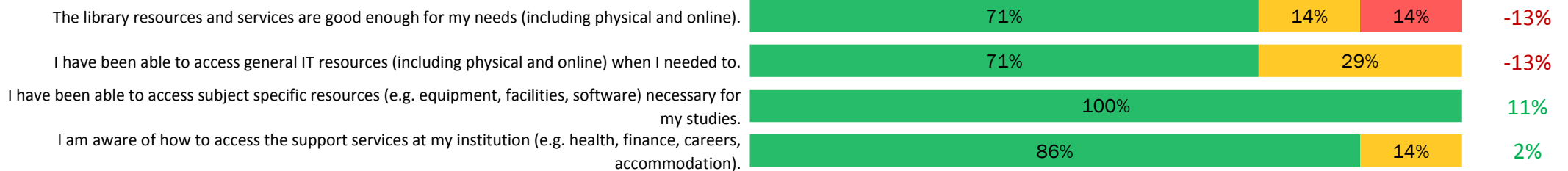
ORGANISATION AND MANAGEMENT

54%



RESOURCES AND SERVICES

82%



2018 PTES STATEMENT RESPONSES: PSYCH

POSITIVE


NEUTRAL

NEGATIVE

% difference
from School 2017
score

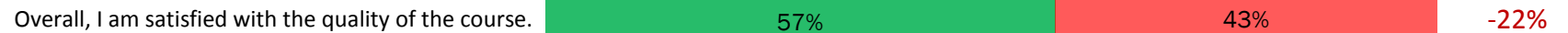
SKILLS DEVELOPMENT

64%

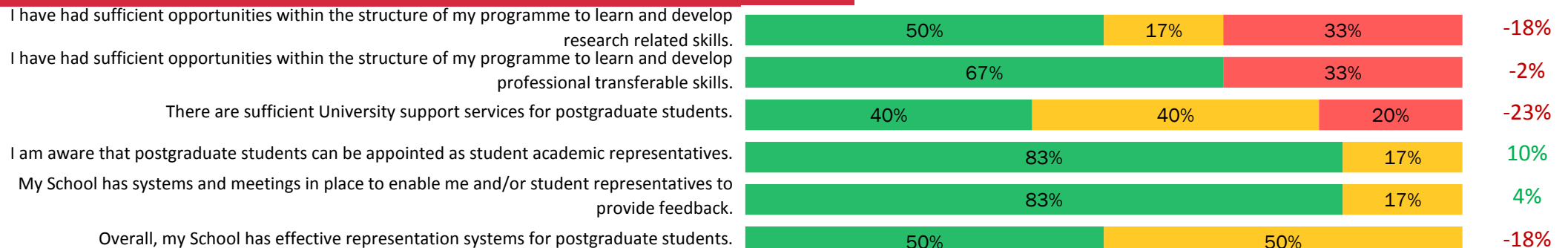


OVERVIEW

57%



INSTITUTIONAL QUESTIONS

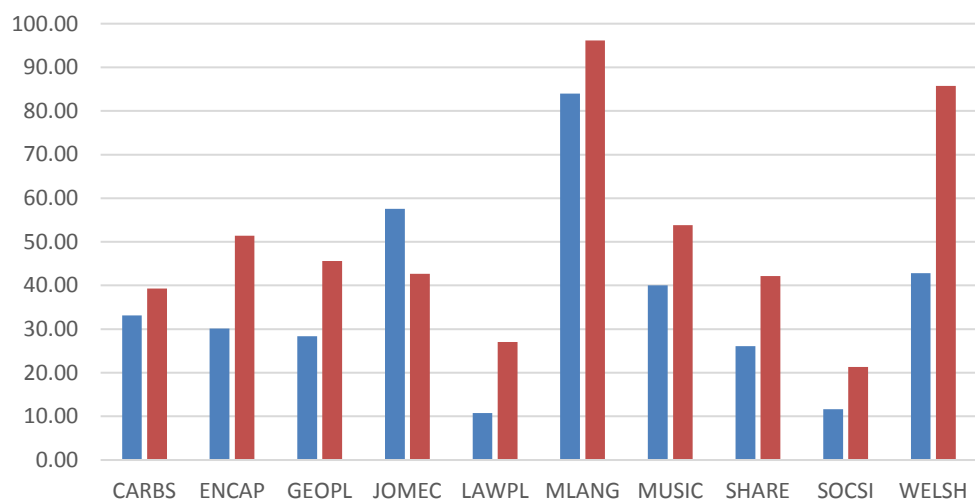


2018 PTES STATEMENT RESPONSES: CARDIFF UNIVERSITY

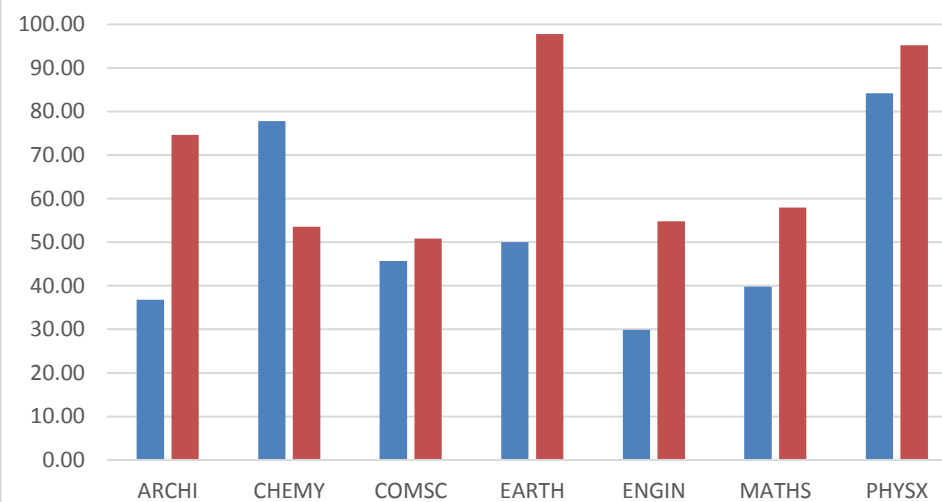
RESPONSE RATES (%)

KEY	
	2018
	2017

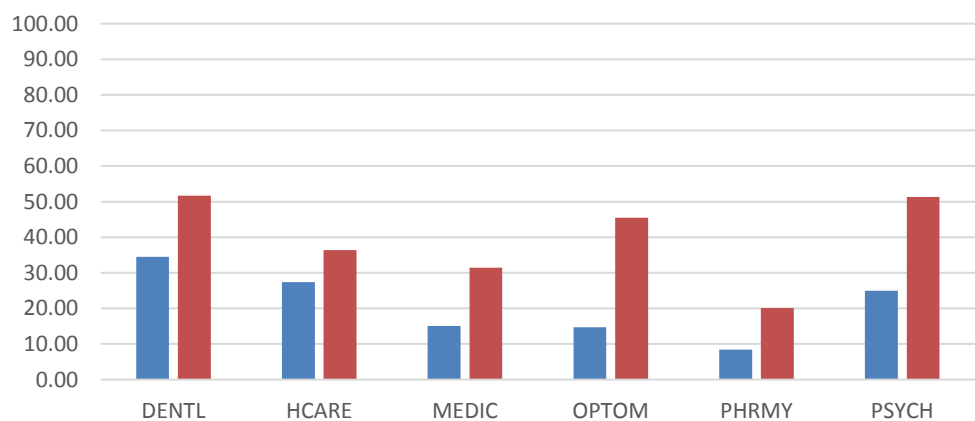
ARTS, HUMANITIES AND SOCIAL SCIENCES



PHYSICAL SCIENCES AND ENGINEERING



BIOMEDICAL LIFE SCIENCES



OVERALL		NUMBER OF STUDENTS
UNIVERSITY	27.37%	1403 of 5126
AHSS	30.42%	828 of 2722
BLS	18.46%	341 of 1847
PSE	42.01%	234 of 557