

POSTGRADUATE TAUGHT EXPERIENCE SURVEY SUMMARY REPORT 2018 FOR PHYSX

RESPONSE
RATE:

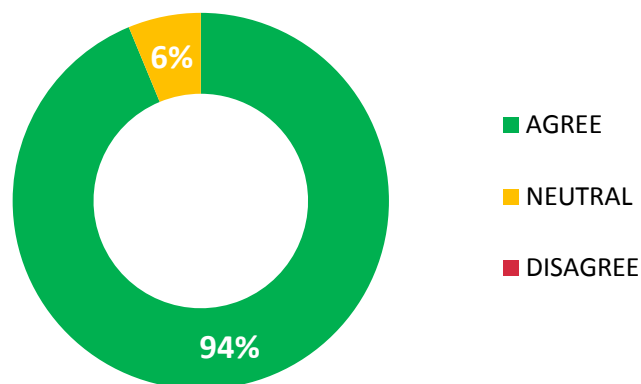
84.21%

RESPONSES:

16 of 19



OVERALL, I AM SATISFIED WITH THE QUALITY OF THE COURSE



2018 THEMATIC AREA PERFORMANCE

Difference from
2017:



HIGHLIGHTS

TOP 5 QUESTIONS WITH THE HIGHEST AGREEMENT SCORE

% AGREEMENT

Staff are good at explaining things.	100%
Staff are enthusiastic about what they are teaching.	100%
The course is intellectually stimulating.	100%
The course has enhanced my academic ability.	100%
The learning materials provided on my course are useful.	100%

LOWLIGHTS

TOP 5 QUESTIONS WITH THE LOWEST AGREEMENT SCORE

% AGREEMENT

The workload on my course has been manageable.	44%
There are sufficient University support services for postgraduate students.	60%
My School has systems and meetings in place to enable me and/or student representatives to provide feedback.	60%
Overall, my School has effective representation systems for postgraduate students.	60%
I have been encouraged to think about what skills I need to develop for my career.	69%

Results are presented as whole numbers for ease of reading, with rounding performed at the last stage of calculation for maximum accuracy. Therefore in some instances, results may not total 100%

2018 PTES STATEMENT RESPONSES: PHYSX



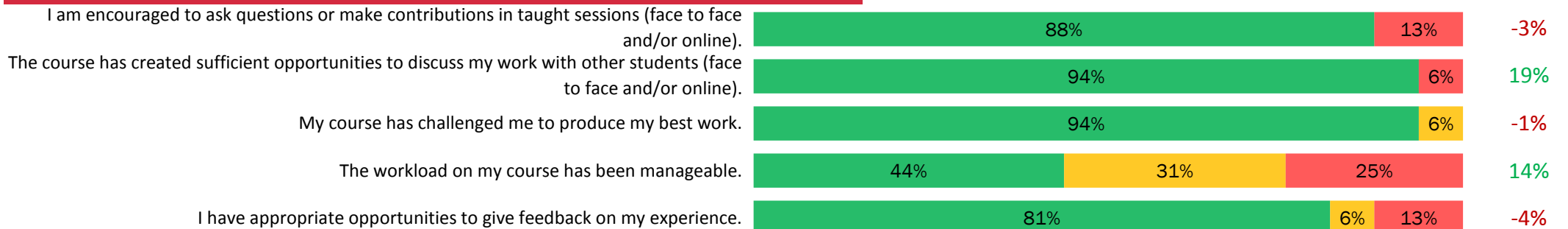
TEACHING AND LEARNING

97%



ENGAGEMENT

80%



ASSESSMENT AND FEEDBACK

92%

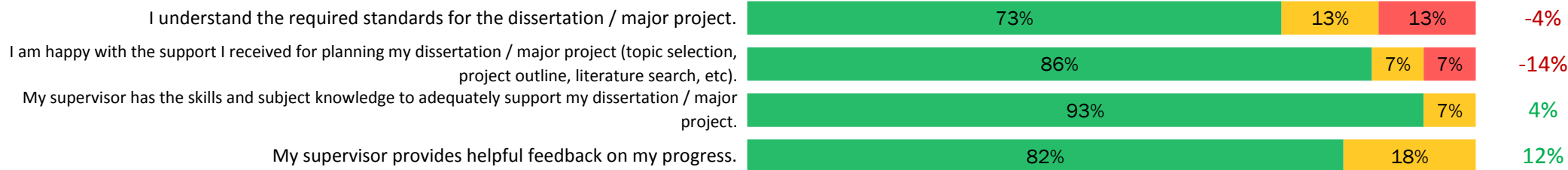


2018 PTES STATEMENT RESPONSES: PHYSX



% difference from School 2017 score

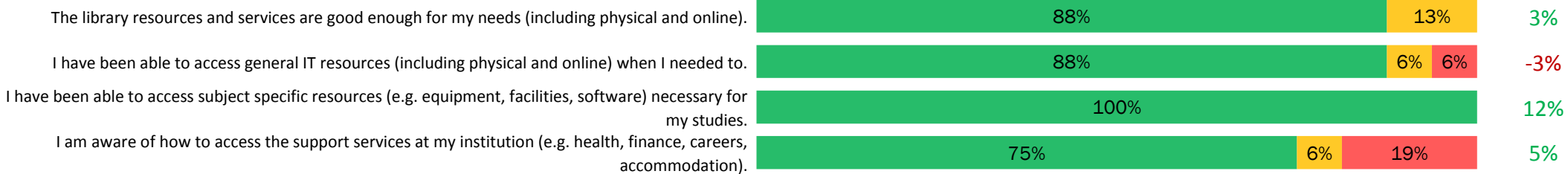
DISSERTATION 83%



ORGANISATION AND MANAGEMENT 90%



RESOURCES AND SERVICES 88%



2018 PTES STATEMENT RESPONSES: PHYSX

POSITIVE

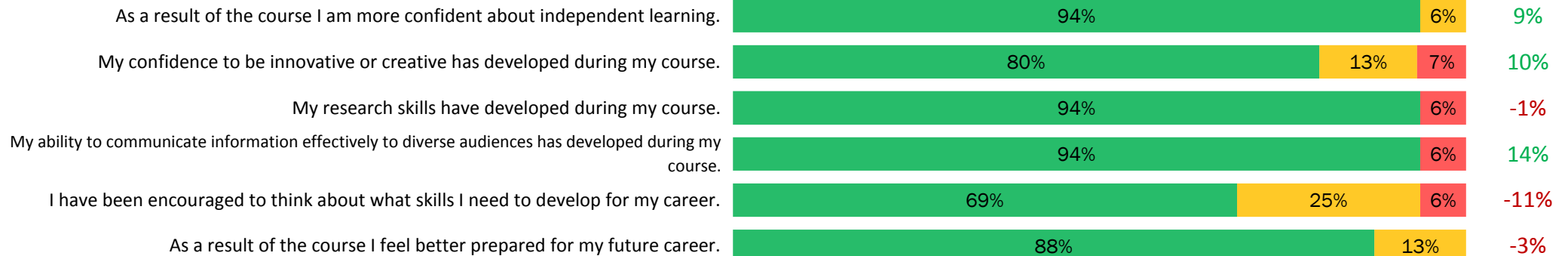
NEUTRAL

NEGATIVE

% difference
from School 2017
score

SKILLS DEVELOPMENT

86%

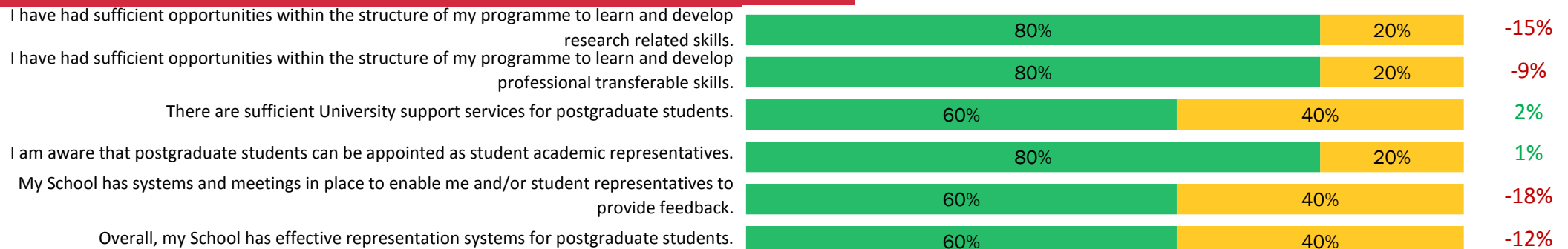


OVERVIEW

94%



INSTITUTIONAL QUESTIONS

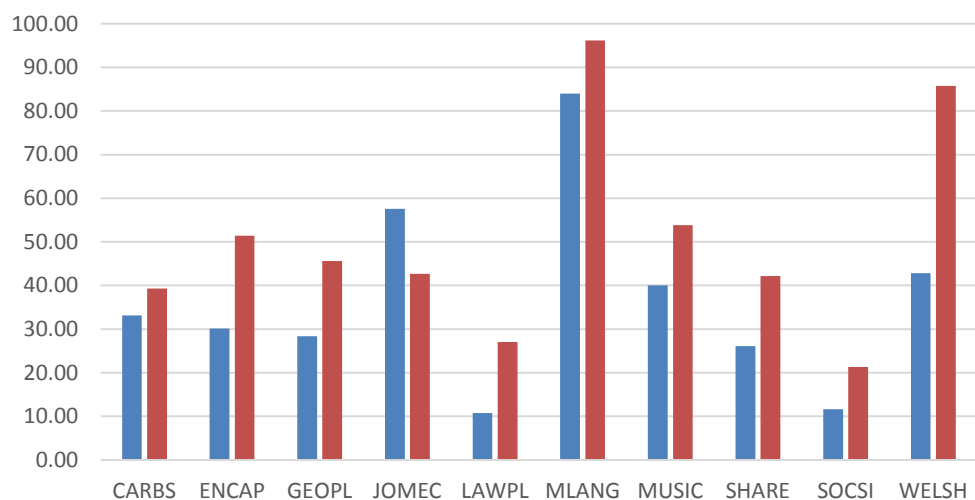


2018 PTES STATEMENT RESPONSES: CARDIFF UNIVERSITY

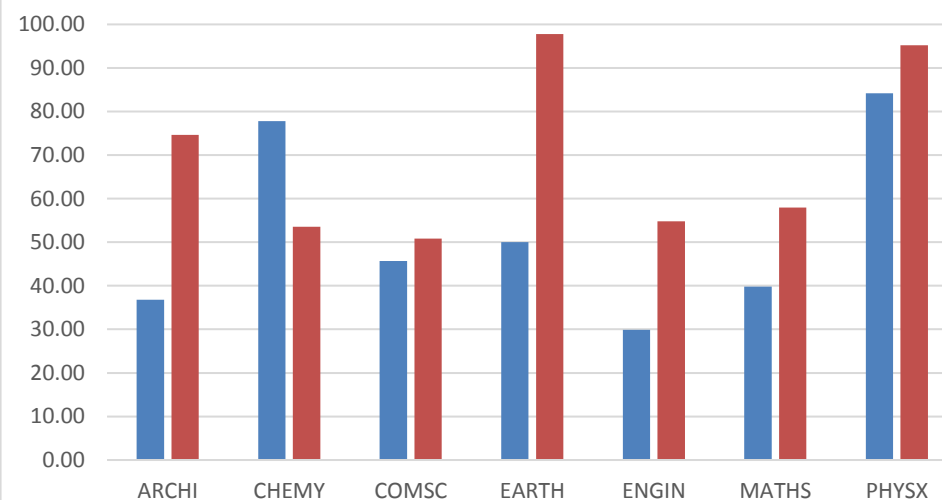
RESPONSE RATES (%)

KEY	
	2018
	2017

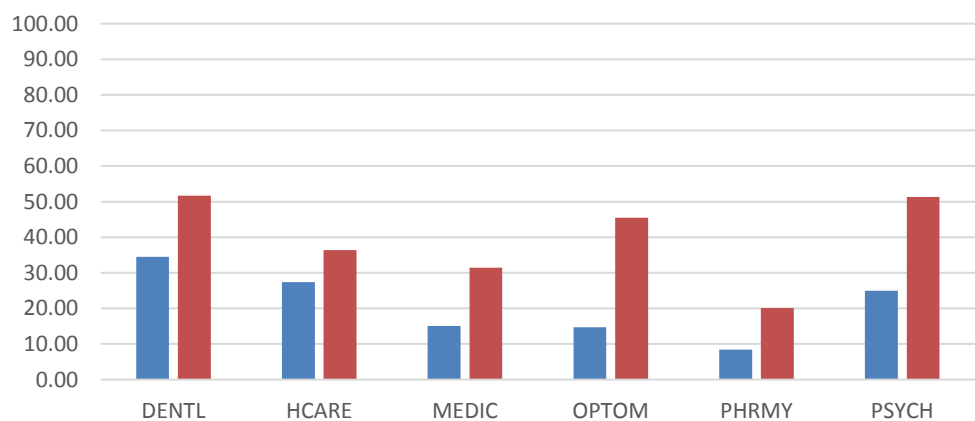
ARTS, HUMANITIES AND SOCIAL SCIENCES



PHYSICAL SCIENCES AND ENGINEERING



BIOMEDICAL LIFE SCIENCES



OVERALL		NUMBER OF STUDENTS
UNIVERSITY	27.37%	1403 of 5126
AHSS	30.42%	828 of 2722
BLS	18.46%	341 of 1847
PSE	42.01%	234 of 557