

POSTGRADUATE TAUGHT EXPERIENCE SURVEY SUMMARY REPORT 2018 FOR OPTOM

RESPONSE
RATE:

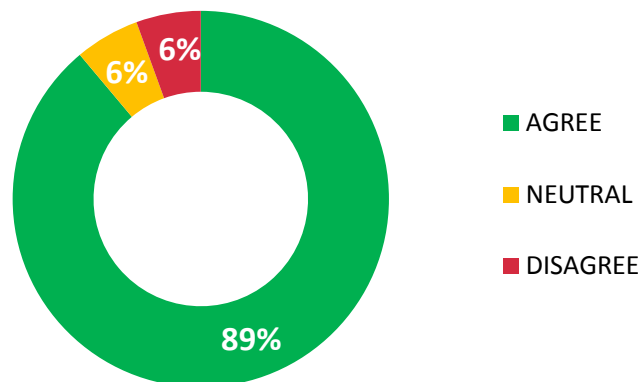
14.75%

RESPONSES:

18 of 122



OVERALL, I AM SATISFIED WITH THE QUALITY OF THE COURSE



2018 THEMATIC AREA PERFORMANCE

Difference from
2017:



HIGHLIGHTS

TOP 5 QUESTIONS WITH THE HIGHEST AGREEMENT SCORE	% AGREEMENT
I am encouraged to ask questions or make contributions in taught sessions (face to face and/or online).	100%
Staff are good at explaining things.	94%
The course has enhanced my academic ability.	94%
Staff are enthusiastic about what they are teaching.	89%
The course is intellectually stimulating.	89%

LOWLIGHTS

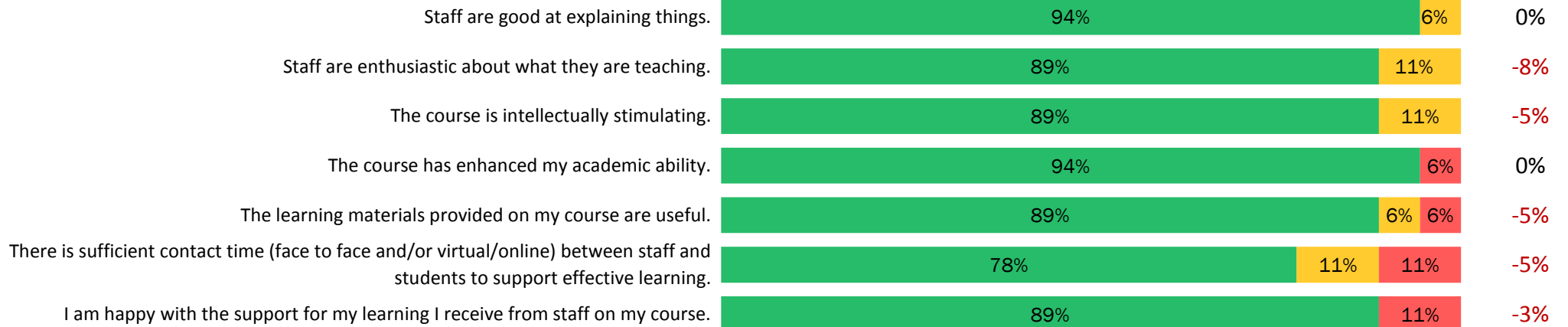
TOP 5 QUESTIONS WITH THE LOWEST AGREEMENT SCORE	% AGREEMENT
My School has systems and meetings in place to enable me and/or student representatives to provide feedback.	33%
Overall, my School has effective representation systems for postgraduate students.	33%
I understand the required standards for the dissertation / major project.	50%
I am happy with the support I received for planning my dissertation / major project (topic selection, project outline, literature search, etc).	50%
My supervisor has the skills and subject knowledge to adequately support my dissertation / major project.	50%

2018 PTES STATEMENT RESPONSES: OPTOM



TEACHING AND LEARNING

89%



ENGAGEMENT

87%



ASSESSMENT AND FEEDBACK

85%



2018 PTES STATEMENT RESPONSES: OPTOM

POSITIVE

NEUTRAL

NEGATIVE

% difference
from School 2017
score

DISSERTATION

50%

I understand the required standards for the dissertation / major project.

50%

50%

-41%

I am happy with the support I received for planning my dissertation / major project (topic selection, project outline, literature search, etc).

50%

50%

-25%

My supervisor has the skills and subject knowledge to adequately support my dissertation / major project.

50%

50%

-32%

My supervisor provides helpful feedback on my progress.

50%

50%

-23%

ORGANISATION AND MANAGEMENT

87%

The timetable fits well with my other commitments.

88%

12%

5%

Any changes in the course or teaching have been communicated effectively.

89%

11%

-2%

The course is well organised and is running smoothly.

89%

11%

-3%

I was given appropriate guidance and support when I started my course.

89%

6%

6%

3%

I am encouraged to be involved in decisions about how my course is run.

78%

17%

6%

1%

RESOURCES AND SERVICES

80%

The library resources and services are good enough for my needs (including physical and online).

78%

11%

11%

-7%

I have been able to access general IT resources (including physical and online) when I needed to.

88%

6%

6%

4%

I have been able to access subject specific resources (e.g. equipment, facilities, software) necessary for my studies.

73%

13%

13%

-3%

I am aware of how to access the support services at my institution (e.g. health, finance, careers, accommodation).

80%

7%

13%

14%

2018 PTES STATEMENT RESPONSES: OPTOM

POSITIVE


NEUTRAL

NEGATIVE

% difference
from School 2017
score

SKILLS DEVELOPMENT

84%

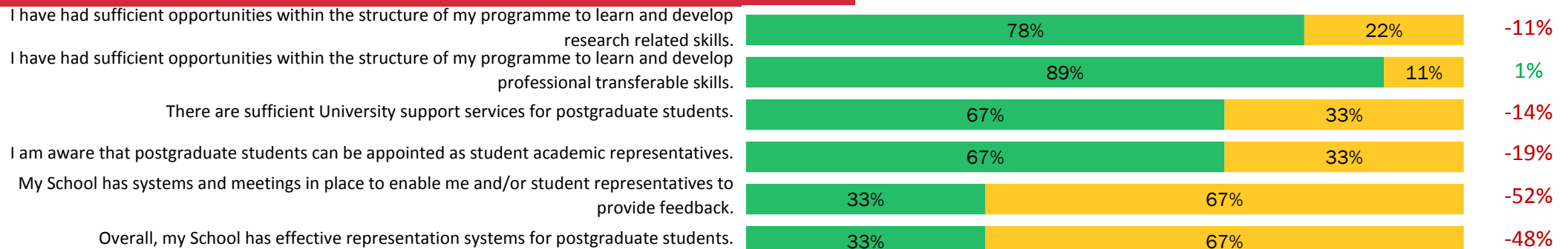


OVERVIEW

89%



INSTITUTIONAL QUESTIONS

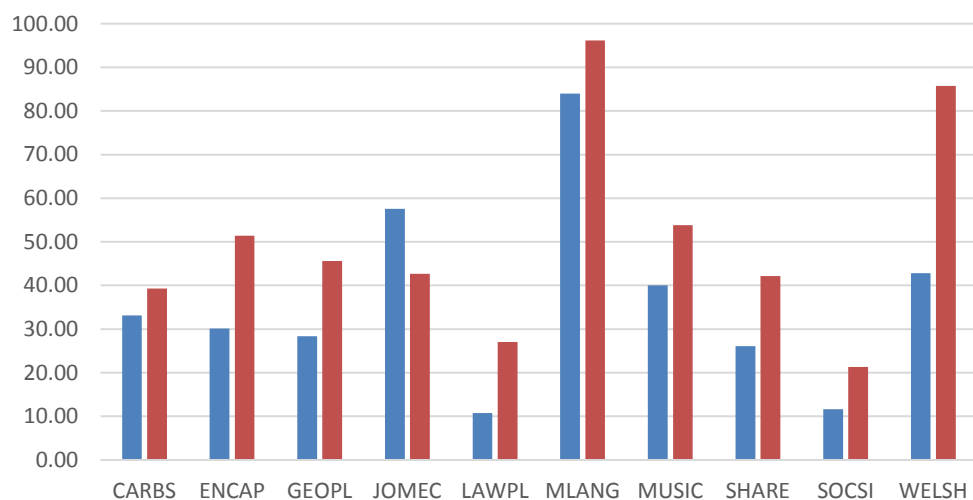


2018 PTES STATEMENT RESPONSES: CARDIFF UNIVERSITY

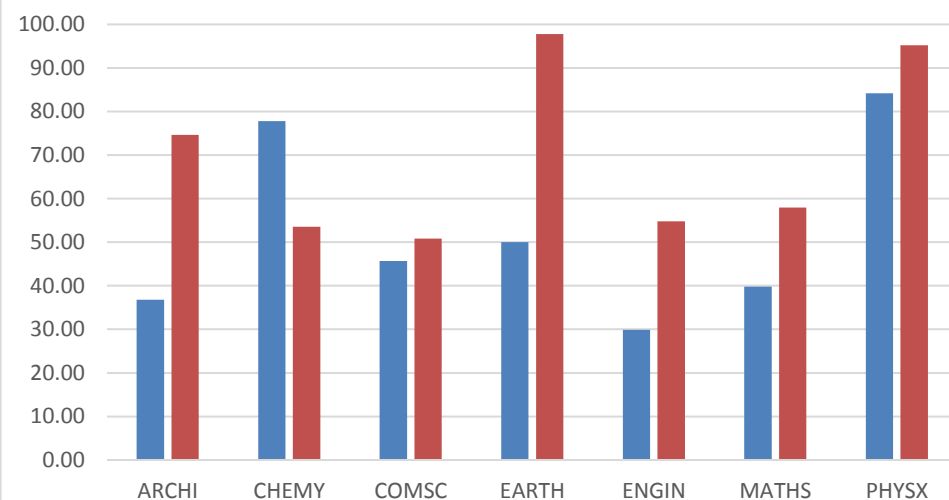
RESPONSE RATES (%)

KEY	
	2018
	2017

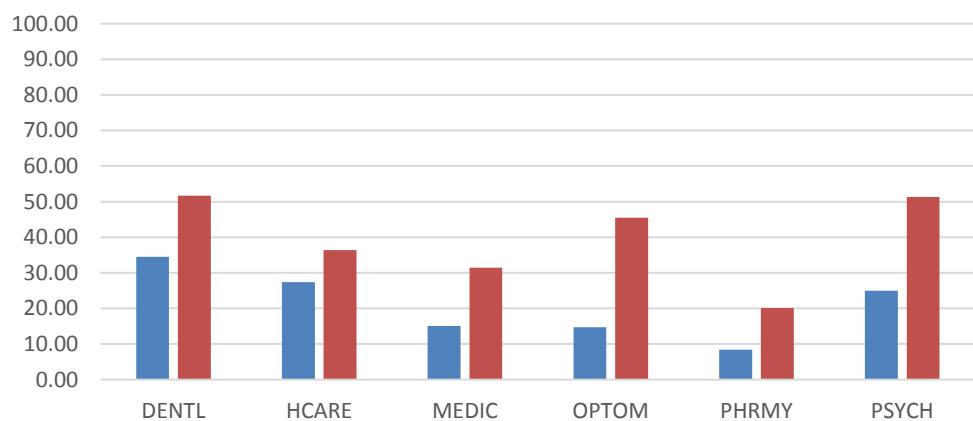
ARTS, HUMANITIES AND SOCIAL SCIENCES



PHYSICAL SCIENCES AND ENGINEERING



BIOMEDICAL LIFE SCIENCES



OVERALL		NUMBER OF STUDENTS
UNIVERSITY	27.37%	1403 of 5126
AHSS	30.42%	828 of 2722
BLS	18.46%	341 of 1847
PSE	42.01%	234 of 557