

# POSTGRADUATE TAUGHT EXPERIENCE SURVEY SUMMARY REPORT 2018 FOR MUSIC

RESPONSE  
RATE:

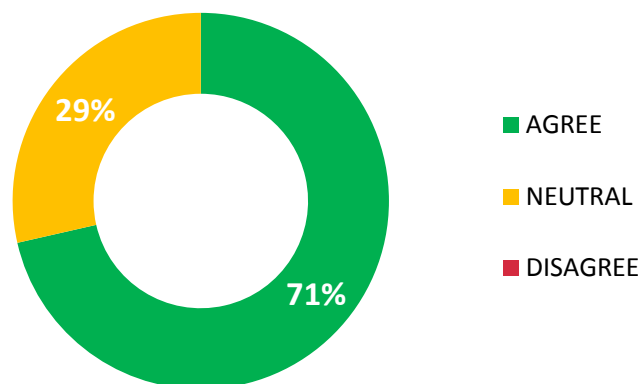
**40.00%**

RESPONSES:

14 of 35



## OVERALL, I AM SATISFIED WITH THE QUALITY OF THE COURSE



## 2018 THEMATIC AREA PERFORMANCE

Difference from  
2017:



### HIGHLIGHTS

#### TOP 5 QUESTIONS WITH THE HIGHEST AGREEMENT SCORE

% AGREEMENT

Staff are good at explaining things.	<b>100%</b>
Staff are enthusiastic about what they are teaching.	<b>100%</b>
I am encouraged to ask questions or make contributions in taught sessions (face to face and/or online).	<b>100%</b>
The criteria used in marking have been made clear in advance.	<b>100%</b>
Feedback on my work has been prompt.	<b>100%</b>

### LOWLIGHTS

#### TOP 5 QUESTIONS WITH THE LOWEST AGREEMENT SCORE

% AGREEMENT


My research skills have developed during my course.	<b>64%</b>
As a result of the course I feel better prepared for my future career.	<b>69%</b>
The workload on my course has been manageable.	<b>71%</b>
Feedback on my work (written or oral) has been useful.	<b>71%</b>
Overall, I am satisfied with the quality of the course.	<b>71%</b>

# 2018 PTES STATEMENT RESPONSES: MUSIC

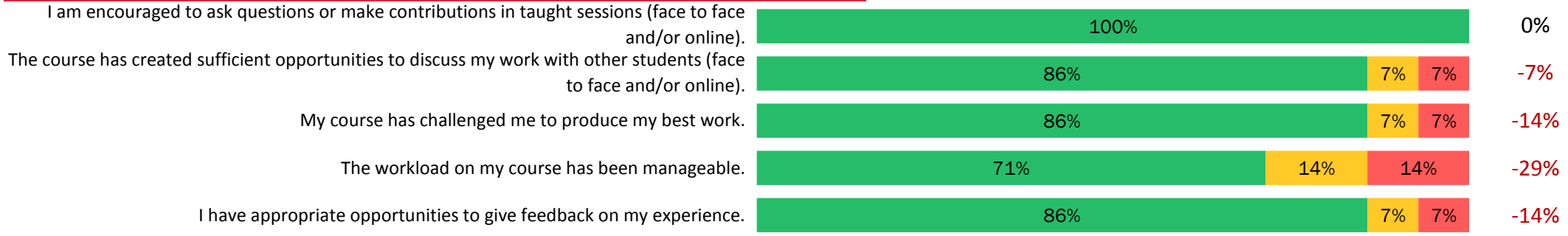


% difference from School 2017 score

## TEACHING AND LEARNING 92%



## ENGAGEMENT 86%



## ASSESSMENT AND FEEDBACK 88%



## 2018 PTES STATEMENT RESPONSES: MUSIC

POSITIVE

NEUTRAL

NEGATIVE

% difference  
from School 2017  
score

### DISSERTATION

91%

I understand the required standards for the dissertation / major project.

93%

7%

2%

I am happy with the support I received for planning my dissertation / major project (topic selection, project outline, literature search, etc).

83%

8%

8%

11%

My supervisor has the skills and subject knowledge to adequately support my dissertation / major project.

100%

10%

My supervisor provides helpful feedback on my progress.

89%

11%

11%

### ORGANISATION AND MANAGEMENT

90%

The timetable fits well with my other commitments.

93%

7%

-7%

Any changes in the course or teaching have been communicated effectively.

93%

7%

0%

The course is well organised and is running smoothly.

93%

7%

-7%

I was given appropriate guidance and support when I started my course.

86%

14%

-14%

I am encouraged to be involved in decisions about how my course is run.

85%

8%

8%

-8%

### RESOURCES AND SERVICES

98%

The library resources and services are good enough for my needs (including physical and online).

93%

7%

-7%

I have been able to access general IT resources (including physical and online) when I needed to.

100%

0%

I have been able to access subject specific resources (e.g. equipment, facilities, software) necessary for my studies.

100%

7%

I am aware of how to access the support services at my institution (e.g. health, finance, careers, accommodation).

100%

0%

## 2018 PTES STATEMENT RESPONSES: MUSIC

POSITIVE

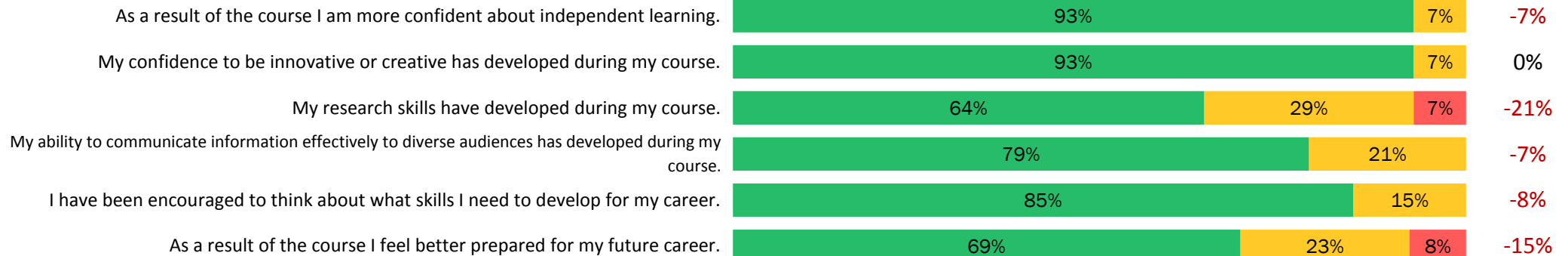
NEUTRAL

NEGATIVE

% difference  
from School 2017  
score

### SKILLS DEVELOPMENT

80%

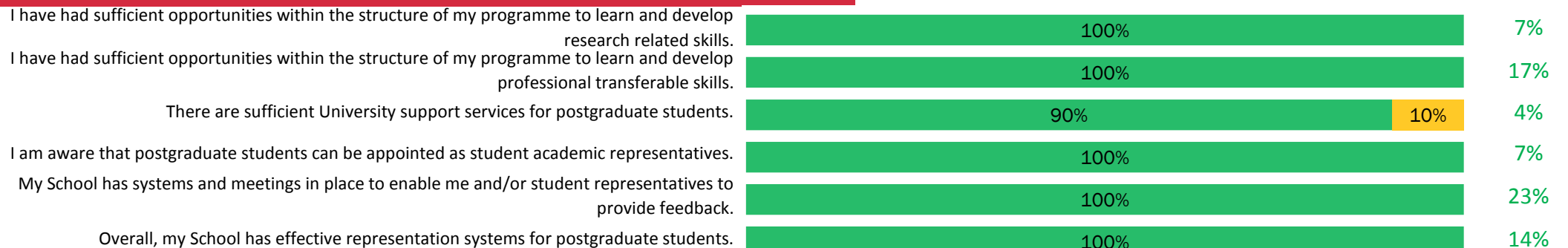


### OVERVIEW

71%



### INSTITUTIONAL QUESTIONS

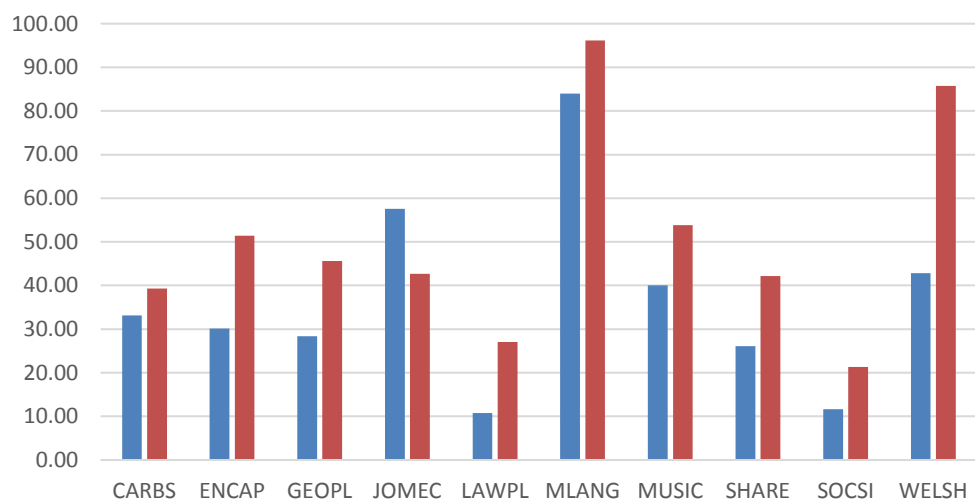


# 2018 PTES STATEMENT RESPONSES: CARDIFF UNIVERSITY

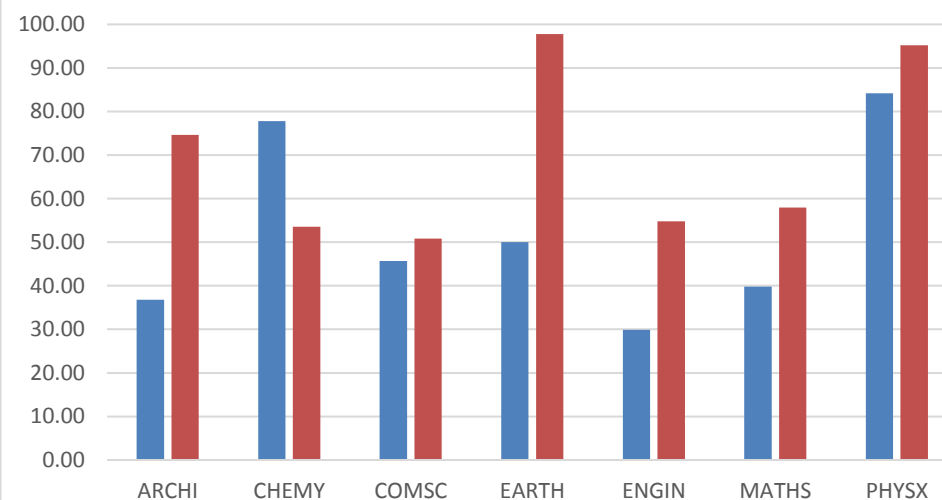
## RESPONSE RATES (%)

KEY	
	2018
	2017

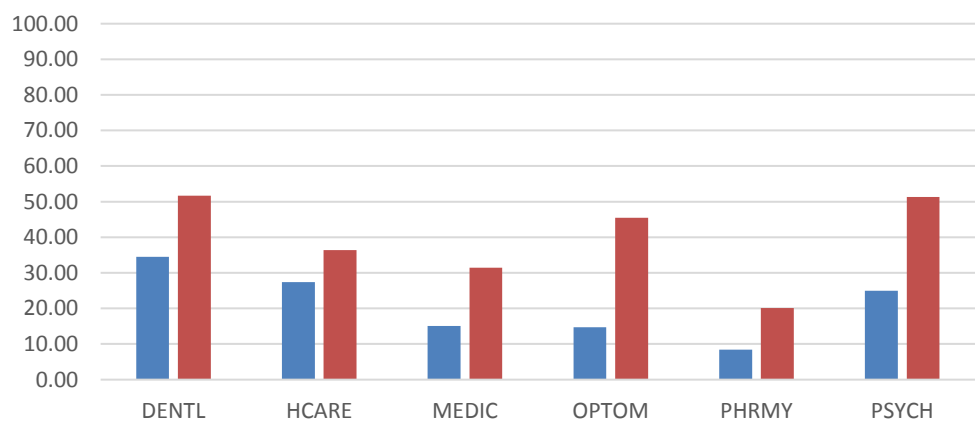
### ARTS, HUMANITIES AND SOCIAL SCIENCES



### PHYSICAL SCIENCES AND ENGINEERING



### BIOMEDICAL LIFE SCIENCES



OVERALL		NUMBER OF STUDENTS
UNIVERSITY	<b>27.37%</b>	<b>1403</b> of 5126
AHSS	<b>30.42%</b>	<b>828</b> of 2722
BLS	<b>18.46%</b>	<b>341</b> of 1847
PSE	<b>42.01%</b>	<b>234</b> of 557