

# POSTGRADUATE TAUGHT EXPERIENCE SURVEY SUMMARY REPORT 2018 FOR MLANG

RESPONSE  
RATE:

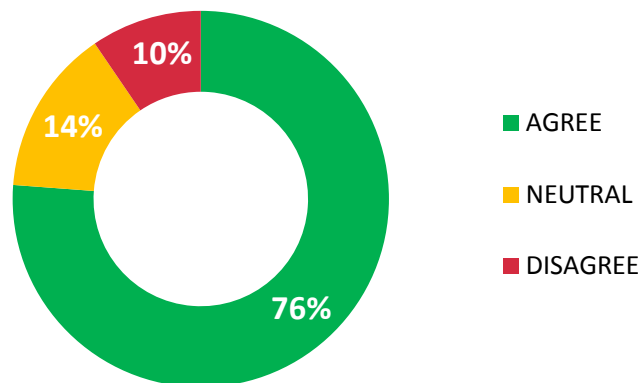
# 84.00%

RESPONSES:

21 of 25



## OVERALL, I AM SATISFIED WITH THE QUALITY OF THE COURSE



## 2018 THEMATIC AREA PERFORMANCE

Difference from  
2017:



### HIGHLIGHTS

#### TOP 5 QUESTIONS WITH THE HIGHEST AGREEMENT SCORE

% AGREEMENT

|  |             |
|--|-------------|
| Staff are good at explaining things.   | <b>100%</b> |
| I am aware of how to access the support services at my institution (e.g. health, finance, careers, accommodation). | <b>100%</b> |
| I am aware that postgraduate students can be appointed as student academic representatives.                        | <b>95%</b>  |
| My School has systems and meetings in place to enable me and/or student representatives to provide feedback.       | <b>95%</b>  |
| Staff are enthusiastic about what they are teaching.   | <b>90%</b>  |

### LOWLIGHTS

#### TOP 5 QUESTIONS WITH THE LOWEST AGREEMENT SCORE

% AGREEMENT

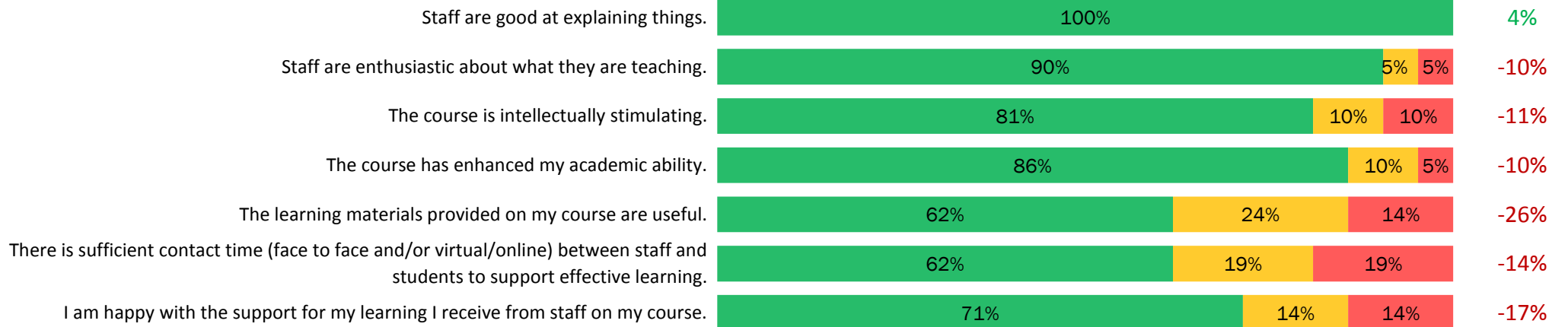
|   |            |
|---|------------|
| The course is well organised and is running smoothly.                       | <b>33%</b> |
| Any changes in the course or teaching have been communicated effectively.   | <b>48%</b> |
| My confidence to be innovative or creative has developed during my course.  | <b>57%</b> |
| There are sufficient University support services for postgraduate students. | <b>58%</b> |
| The learning materials provided on my course are useful.                    | <b>62%</b> |

## 2018 PTES STATEMENT RESPONSES: MLANG



### TEACHING AND LEARNING

**79%**



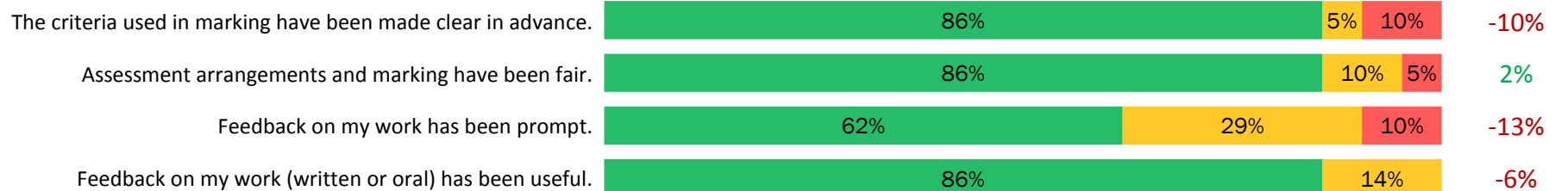
### ENGAGEMENT

**82%**



### ASSESSMENT AND FEEDBACK

**80%**



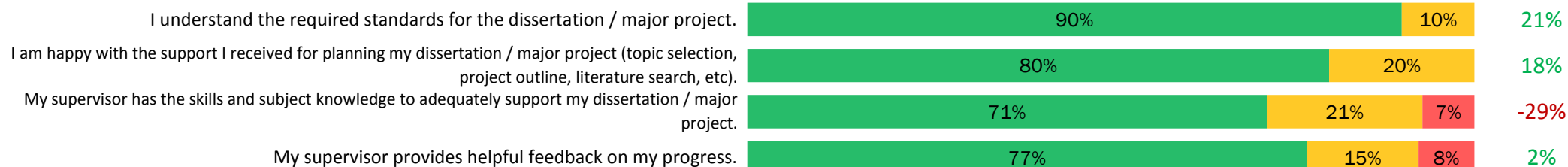
## 2018 PTES STATEMENT RESPONSES: MLANG



% difference  
from School 2017  
score

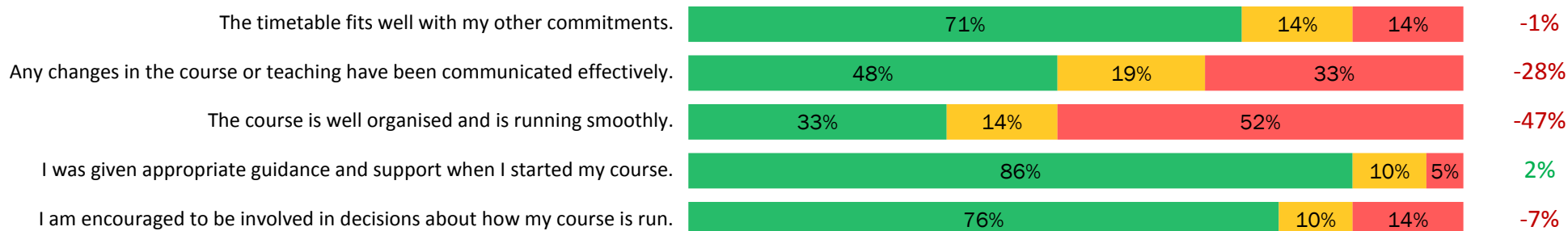
### DISSERTATION

80%



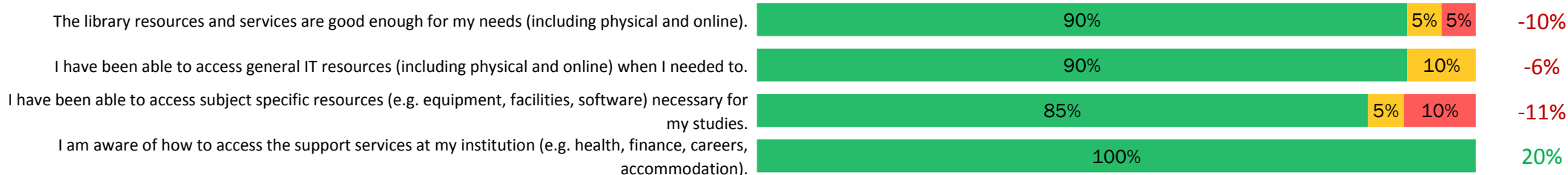
### ORGANISATION AND MANAGEMENT

63%



### RESOURCES AND SERVICES

91%



## 2018 PTES STATEMENT RESPONSES: MLANG

POSITIVE

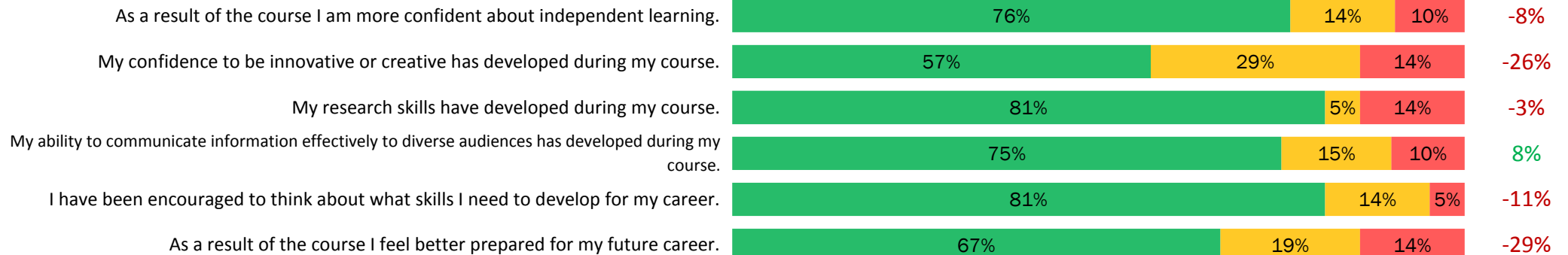
NEUTRAL

NEGATIVE

% difference  
from School 2017  
score

### SKILLS DEVELOPMENT

73%

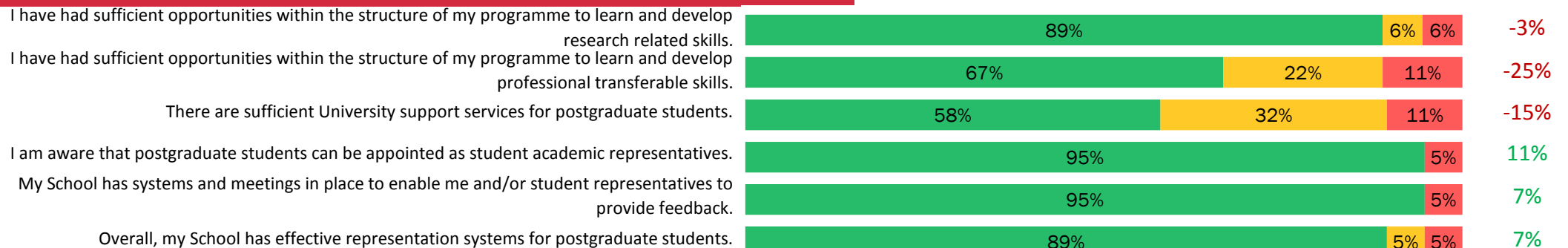


### OVERVIEW

76%



### INSTITUTIONAL QUESTIONS

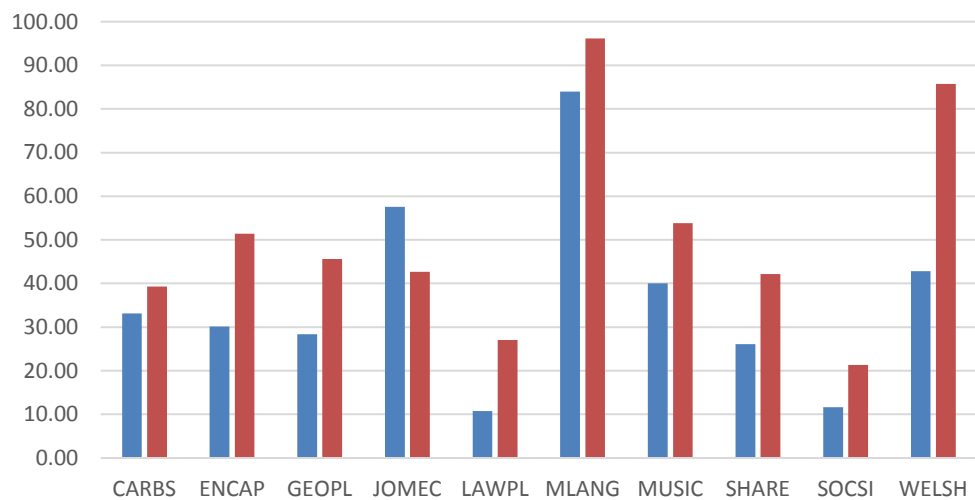


# 2018 PTES STATEMENT RESPONSES: CARDIFF UNIVERSITY

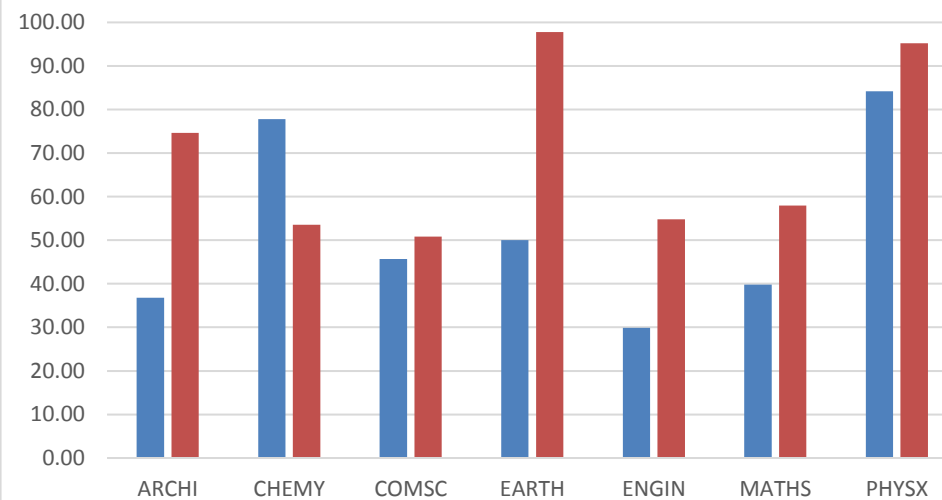
## RESPONSE RATES (%)

| KEY |      |
|-----|------|
|     | 2018 |
|     | 2017 |

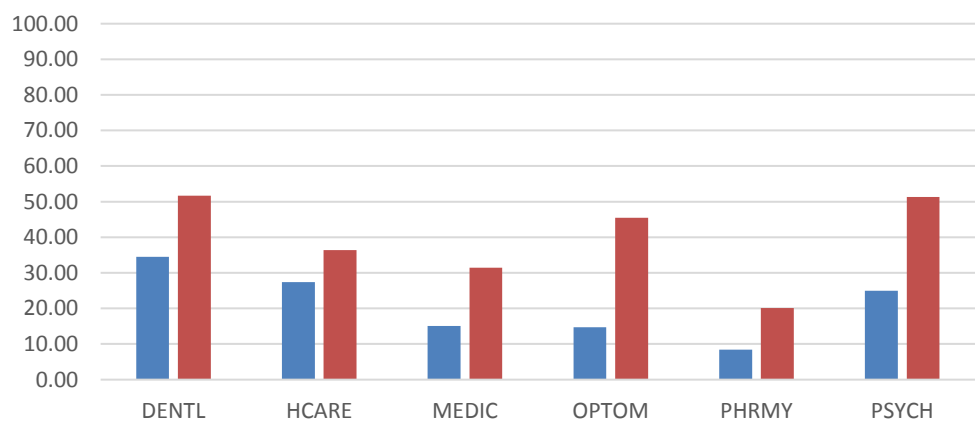
### ARTS, HUMANITIES AND SOCIAL SCIENCES



### PHYSICAL SCIENCES AND ENGINEERING



### BIOMEDICAL LIFE SCIENCES



| OVERALL    |               | NUMBER OF STUDENTS  |
|------------|---------------|---------------------|
| UNIVERSITY | <b>27.37%</b> | <b>1403</b> of 5126 |
| AHSS       | <b>30.42%</b> | <b>828</b> of 2722  |
| BLS        | <b>18.46%</b> | <b>341</b> of 1847  |
| PSE        | <b>42.01%</b> | <b>234</b> of 557   |