

POSTGRADUATE TAUGHT EXPERIENCE SURVEY SUMMARY REPORT 2018 FOR MATHS

RESPONSE
RATE:

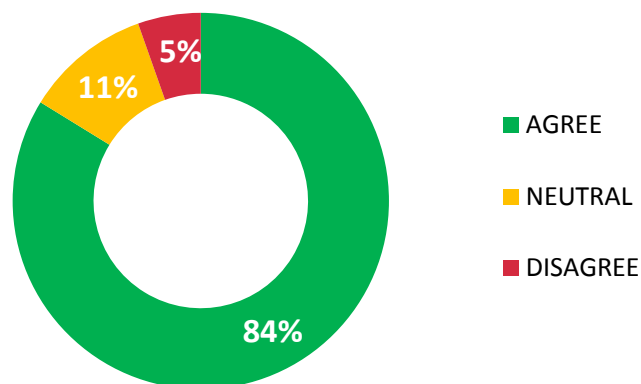
39.78%

RESPONSES:

37 of 93



OVERALL, I AM SATISFIED WITH THE QUALITY OF THE COURSE



2018 THEMATIC AREA PERFORMANCE

Difference from
2017:



HIGHLIGHTS

TOP 5 QUESTIONS WITH THE HIGHEST AGREEMENT SCORE

% AGREEMENT

The library resources and services are good enough for my needs (including physical and online).	97%
The course is intellectually stimulating.	95%
I have been able to access subject specific resources (e.g. equipment, facilities, software) necessary for my studies.	95%
I have been able to access general IT resources (including physical and online) when I needed to.	92%
I am aware that postgraduate students can be appointed as student academic representatives.	91%

LOWLIGHTS

TOP 5 QUESTIONS WITH THE LOWEST AGREEMENT SCORE

% AGREEMENT

I am happy with the support I received for planning my dissertation / major project (topic selection, project outline, literature search, etc).	17%
My supervisor provides helpful feedback on my progress.	17%
My supervisor has the skills and subject knowledge to adequately support my dissertation / major project.	33%
Feedback on my work has been prompt.	49%
I am encouraged to be involved in decisions about how my course is run.	51%

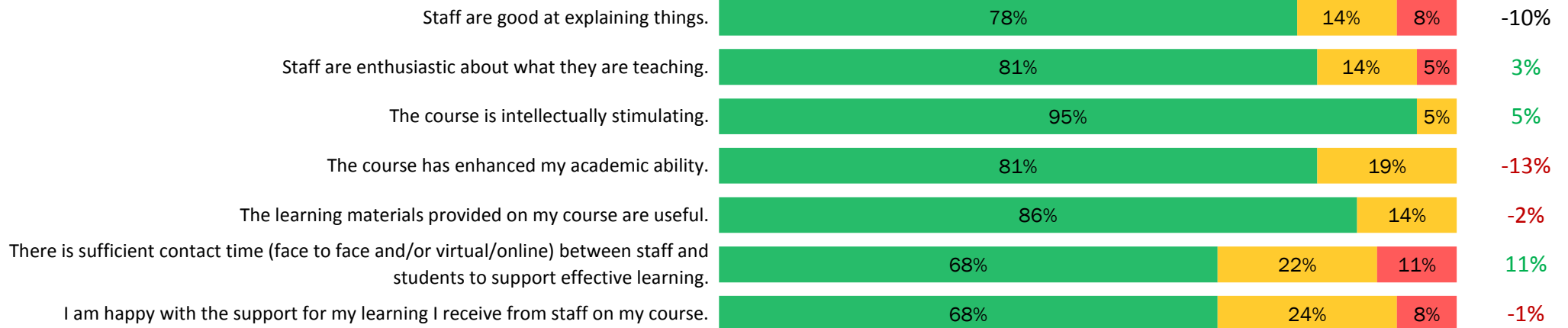
Results are presented as whole numbers for ease of reading, with rounding performed at the last stage of calculation for maximum accuracy. Therefore in some instances, results may not total 100%

2018 PTES STATEMENT RESPONSES: MATHS



TEACHING AND LEARNING

80%



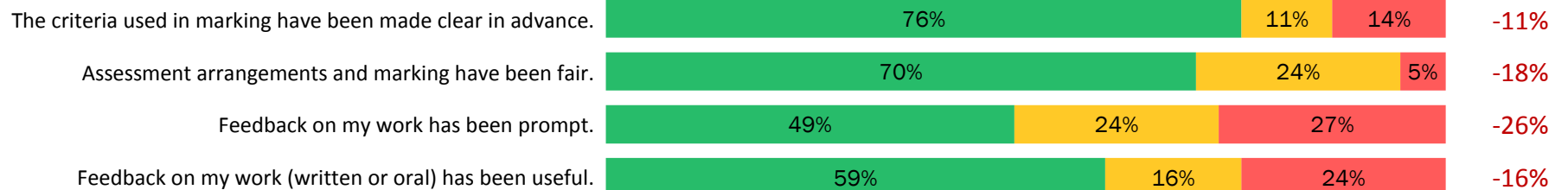
ENGAGEMENT

70%



ASSESSMENT AND FEEDBACK

64%

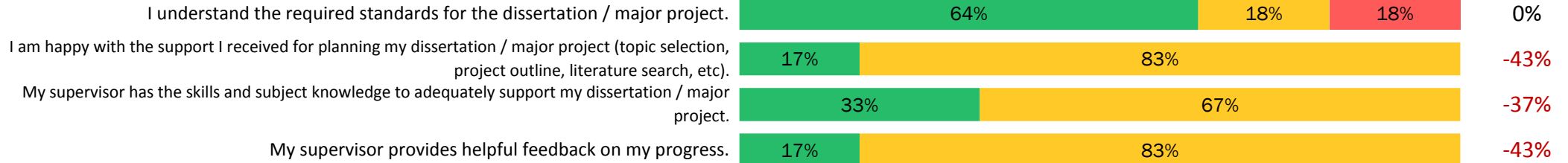


2018 PTES STATEMENT RESPONSES: MATHS



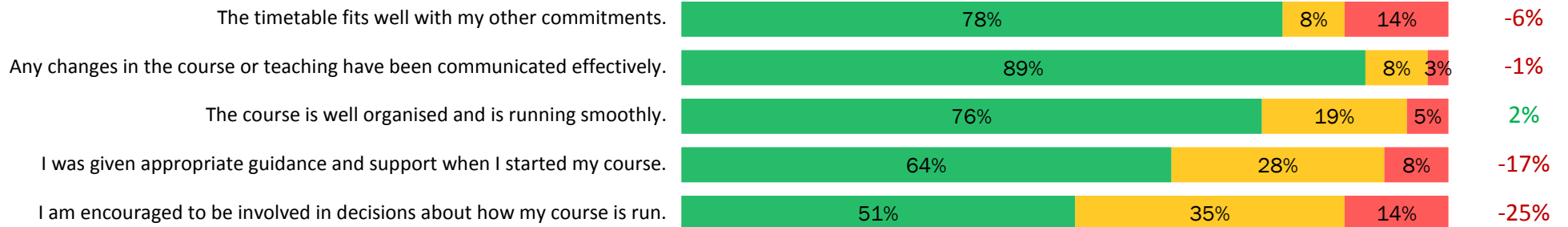
DISSERTATION

33%



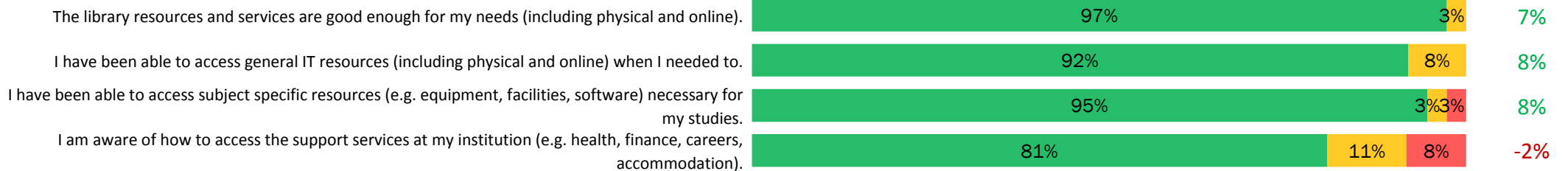
ORGANISATION AND MANAGEMENT

72%



RESOURCES AND SERVICES

91%



2018 PTES STATEMENT RESPONSES: MATHS

POSITIVE

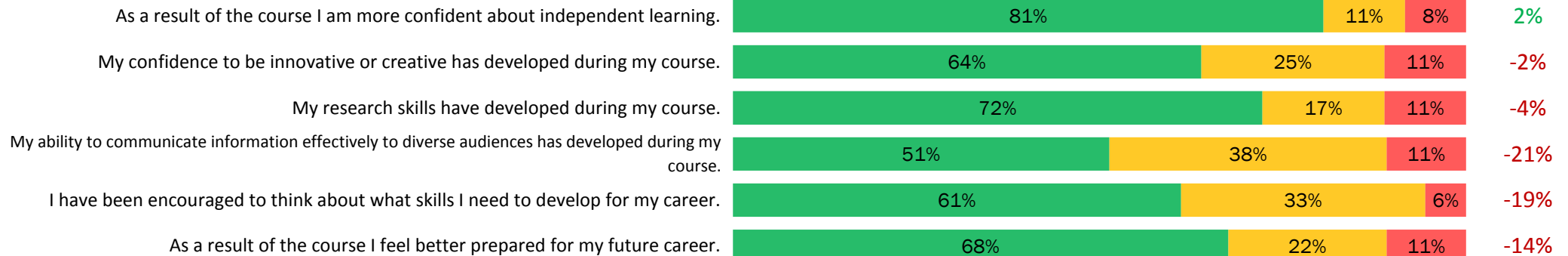
NEUTRAL

NEGATIVE

% difference
from School 2017
score

SKILLS DEVELOPMENT

66%

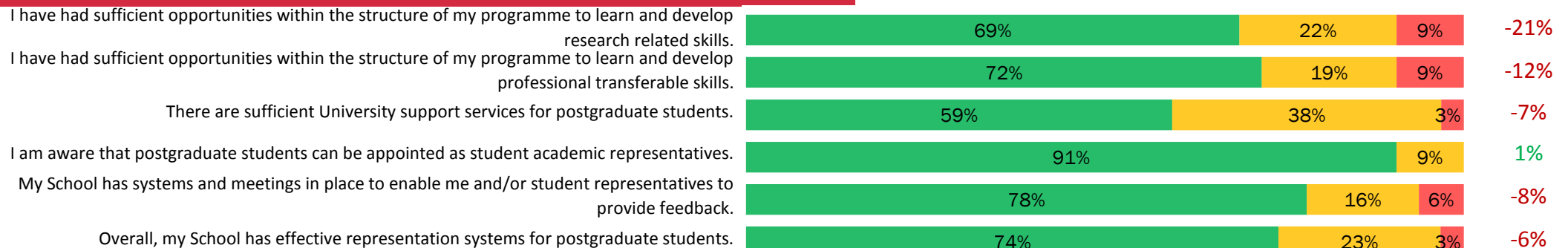


OVERVIEW

84%



INSTITUTIONAL QUESTIONS

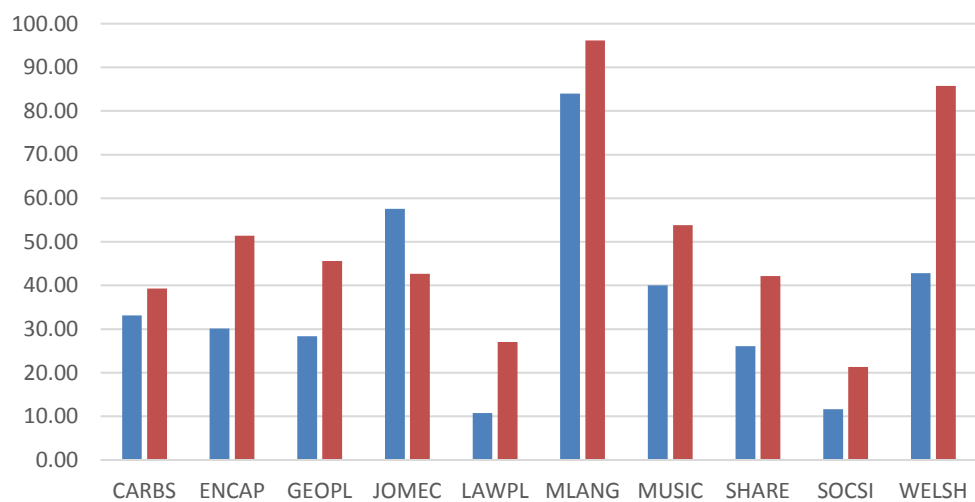


2018 PTES STATEMENT RESPONSES: CARDIFF UNIVERSITY

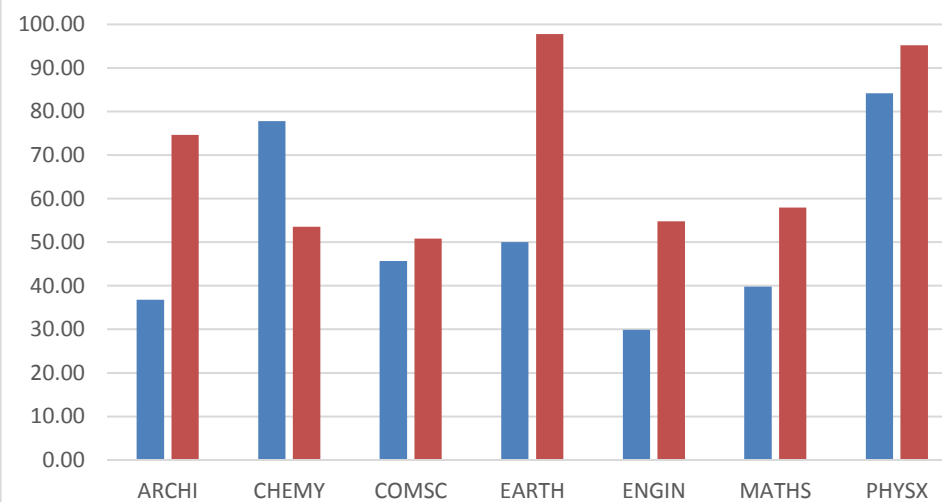
RESPONSE RATES (%)

KEY	
	2018
	2017

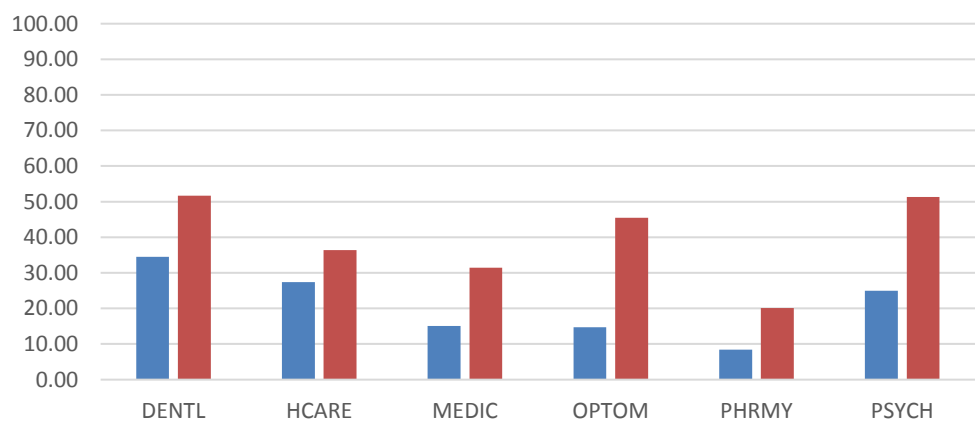
ARTS, HUMANITIES AND SOCIAL SCIENCES



PHYSICAL SCIENCES AND ENGINEERING



BIOMEDICAL LIFE SCIENCES



OVERALL		NUMBER OF STUDENTS
UNIVERSITY	27.37%	1403 of 5126
AHSS	30.42%	828 of 2722
BLS	18.46%	341 of 1847
PSE	42.01%	234 of 557