

POSTGRADUATE TAUGHT EXPERIENCE SURVEY SUMMARY REPORT 2018 FOR LAWPL

RESPONSE
RATE:

10.74%

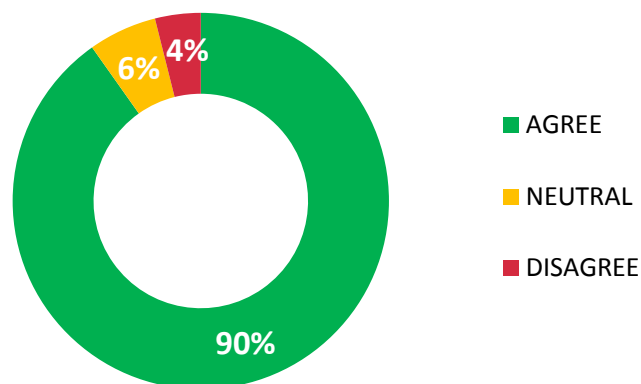
RESPONSES:

51 of 475

CARDIFF
UNIVERSITY

PRIFYSGOL
CAERDYD

OVERALL, I AM SATISFIED WITH THE QUALITY OF THE COURSE



2018 THEMATIC AREA PERFORMANCE

Difference from
2017:



HIGHLIGHTS

TOP 5 QUESTIONS WITH THE HIGHEST AGREEMENT SCORE

% AGREEMENT

Staff are good at explaining things.	98%
Staff are enthusiastic about what they are teaching.	98%
The library resources and services are good enough for my needs (including physical and online).	96%
The course is intellectually stimulating.	94%
I have been able to access subject specific resources (e.g. equipment, facilities, software) necessary for my studies.	94%

LOWLIGHTS

TOP 5 QUESTIONS WITH THE LOWEST AGREEMENT SCORE

% AGREEMENT

I am encouraged to be involved in decisions about how my course is run.	52%
I am happy with the support I received for planning my dissertation / major project (topic selection, project outline, literature search, etc).	52%
My supervisor provides helpful feedback on my progress.	58%
I understand the required standards for the dissertation / major project.	59%
My confidence to be innovative or creative has developed during my course.	64%

Results are presented as whole numbers for ease of reading, with rounding performed at the last stage of calculation for maximum accuracy. Therefore in some instances, results may not total 100%

2018 PTES STATEMENT RESPONSES: LAWPL



TEACHING AND LEARNING

86%




ENGAGEMENT

80%



ASSESSMENT AND FEEDBACK

74%



2018 PTES STATEMENT RESPONSES: LAWPL



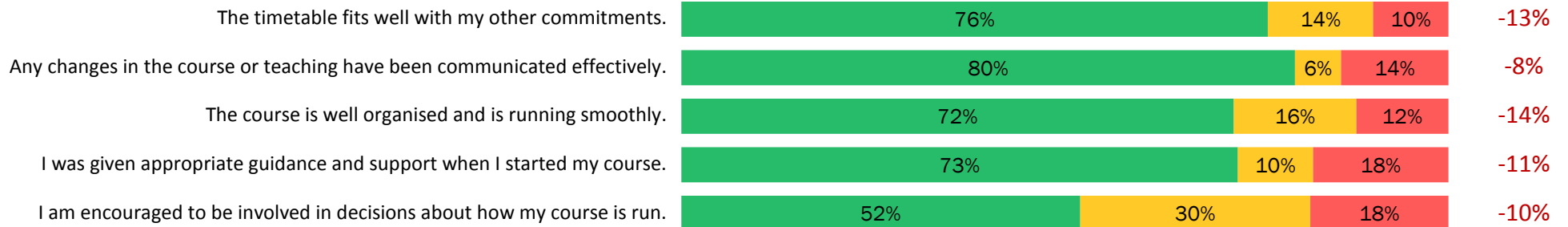
DISSERTATION

63%



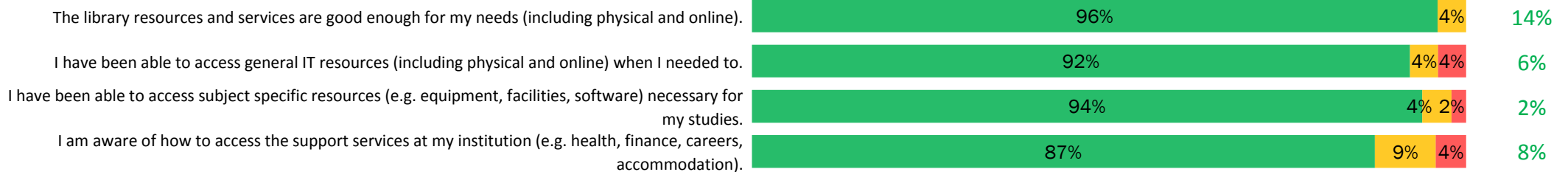
ORGANISATION AND MANAGEMENT

71%



RESOURCES AND SERVICES

92%



2018 PTES STATEMENT RESPONSES: LAWPL

POSITIVE

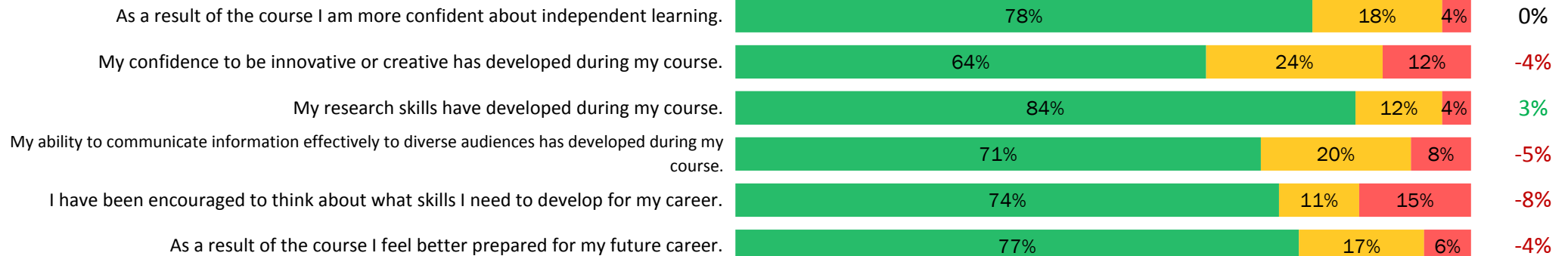
NEUTRAL

NEGATIVE

% difference
from School 2017
score

SKILLS DEVELOPMENT

75%

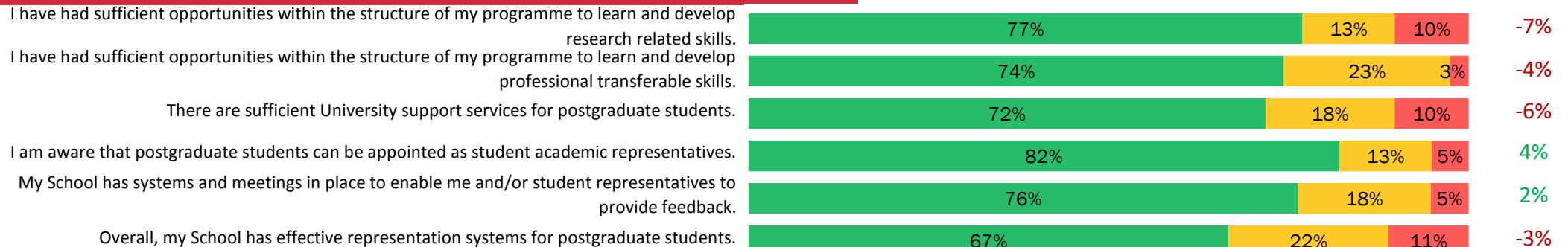


OVERVIEW

90%



INSTITUTIONAL QUESTIONS

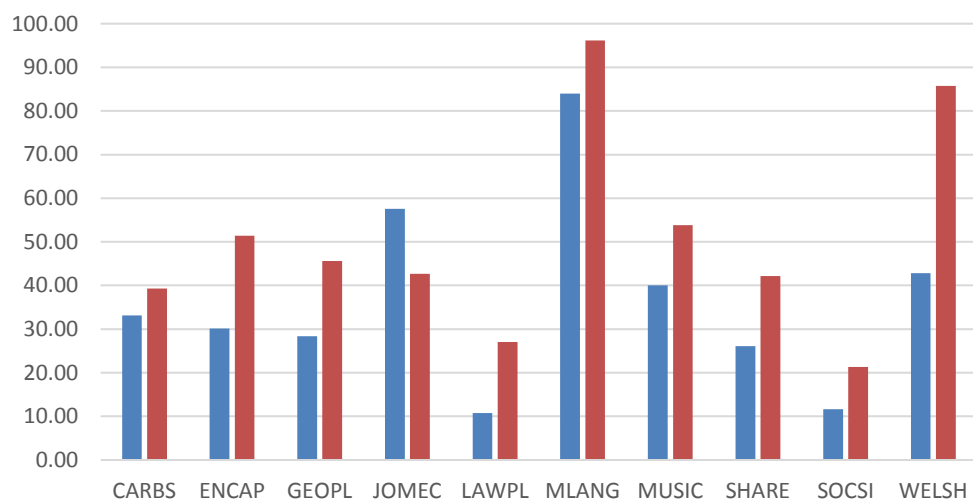


2018 PTES STATEMENT RESPONSES: CARDIFF UNIVERSITY

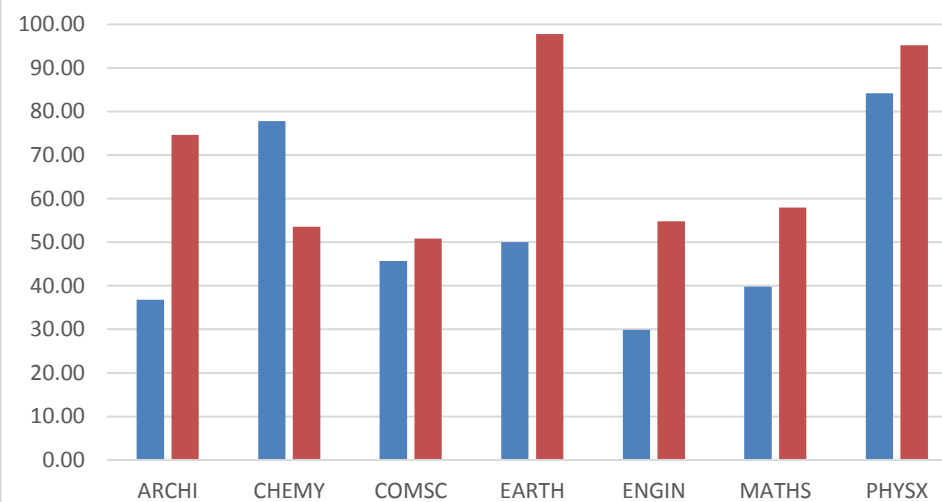
RESPONSE RATES (%)

KEY	
	2018
	2017

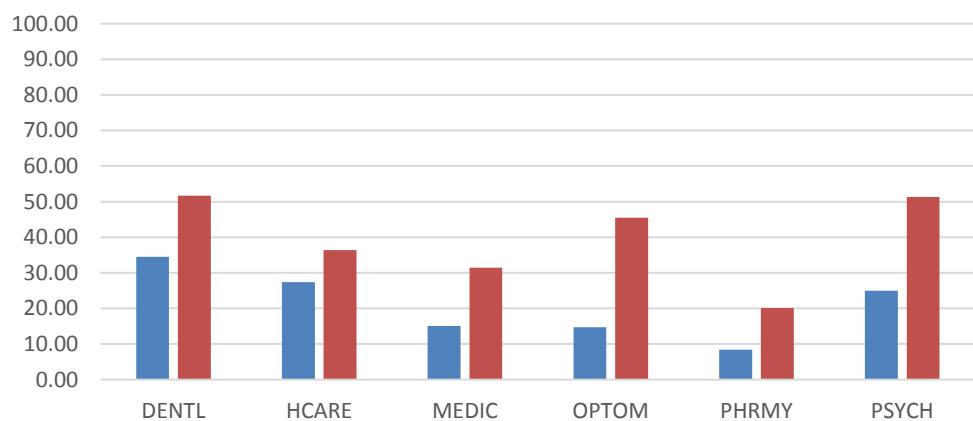
ARTS, HUMANITIES AND SOCIAL SCIENCES



PHYSICAL SCIENCES AND ENGINEERING



BIOMEDICAL LIFE SCIENCES



OVERALL		NUMBER OF STUDENTS
UNIVERSITY	27.37%	1403 of 5126
AHSS	30.42%	828 of 2722
BLS	18.46%	341 of 1847
PSE	42.01%	234 of 557