

# POSTGRADUATE TAUGHT EXPERIENCE SURVEY SUMMARY REPORT 2018 FOR JOMEK

RESPONSE  
RATE:

# 57.56%

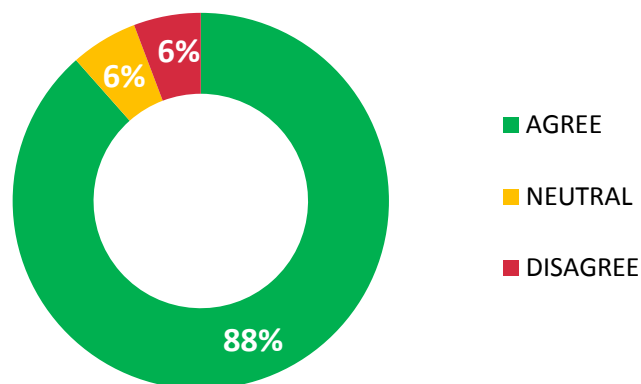
RESPONSES:

156 of 271

CARDIFF  
UNIVERSITY

PRIFYSGOL  
CAERDYDD

## OVERALL, I AM SATISFIED WITH THE QUALITY OF THE COURSE



## 2018 THEMATIC AREA PERFORMANCE

Difference from  
2017:

Thematic Area	2018 Performance	Difference from 2017
Teaching and Learning	89%	5%
Engagement	82%	1%
Assessment and Feedback	81%	4%
Dissertation or Major Project	87%	9%
Organisation and Management	76%	7%
Learning Resources and Support Services	89%	-1%
Skills Development	86%	2%

### HIGHLIGHTS

#### TOP 5 QUESTIONS WITH THE HIGHEST AGREEMENT SCORE

% AGREEMENT

Staff are enthusiastic about what they are teaching.	<b>94%</b>
I have been able to access general IT resources (including physical and online) when I needed to.	<b>94%</b>
My supervisor has the skills and subject knowledge to adequately support my dissertation / major project.	<b>94%</b>
Staff are good at explaining things.	<b>94%</b>
I have been able to access subject specific resources (e.g. equipment, facilities, software) necessary for my studies.	<b>90%</b>

### LOWLIGHTS

#### TOP 5 QUESTIONS WITH THE LOWEST AGREEMENT SCORE

% AGREEMENT

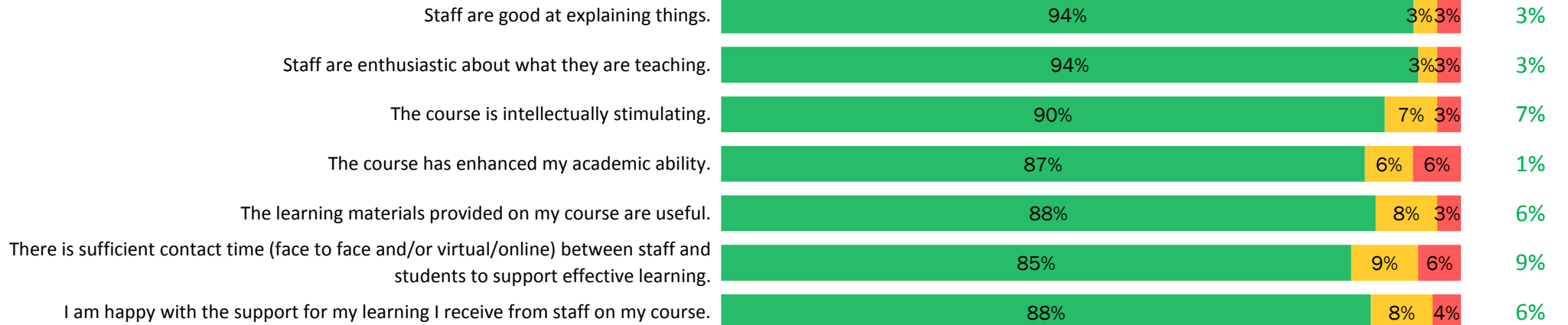
The timetable fits well with my other commitments.	<b>65%</b>
Feedback on my work has been prompt.	<b>66%</b>
The workload on my course has been manageable.	<b>67%</b>
I am encouraged to be involved in decisions about how my course is run.	<b>70%</b>
Overall, my School has effective representation systems for postgraduate students.	<b>75%</b>

## 2018 PTES STATEMENT RESPONSES: JOMECC



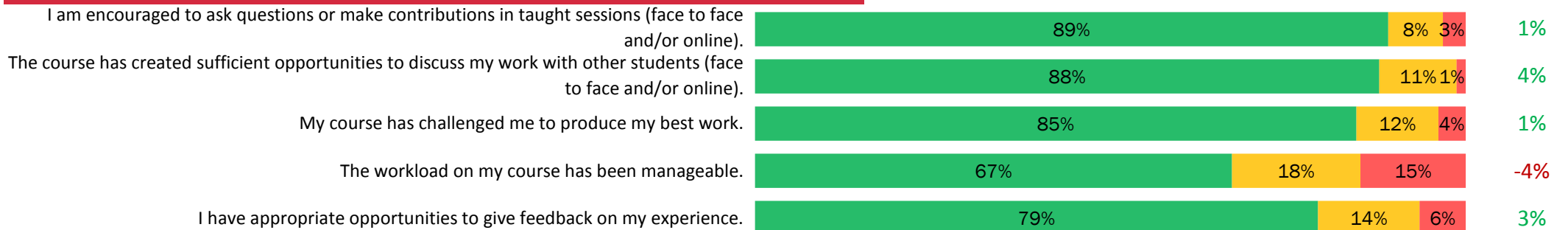
### TEACHING AND LEARNING

**89%**



### ENGAGEMENT

**82%**



### ASSESSMENT AND FEEDBACK

**81%**



## 2018 PTES STATEMENT RESPONSES: JOMECC




### DISSERTATION

87%



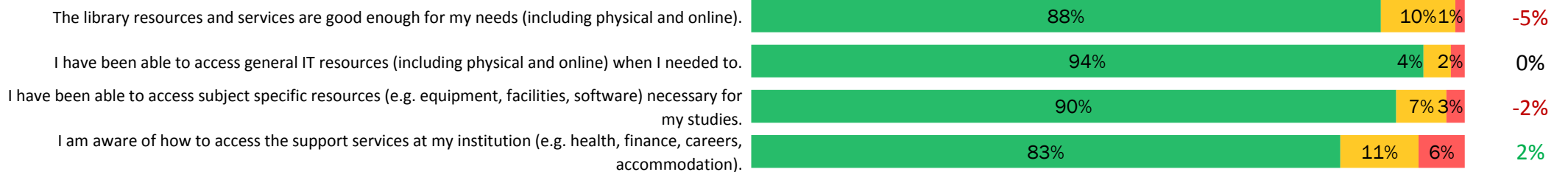
### ORGANISATION AND MANAGEMENT

76%



### RESOURCES AND SERVICES

89%



## 2018 PTES STATEMENT RESPONSES: JOMECE

POSITIVE

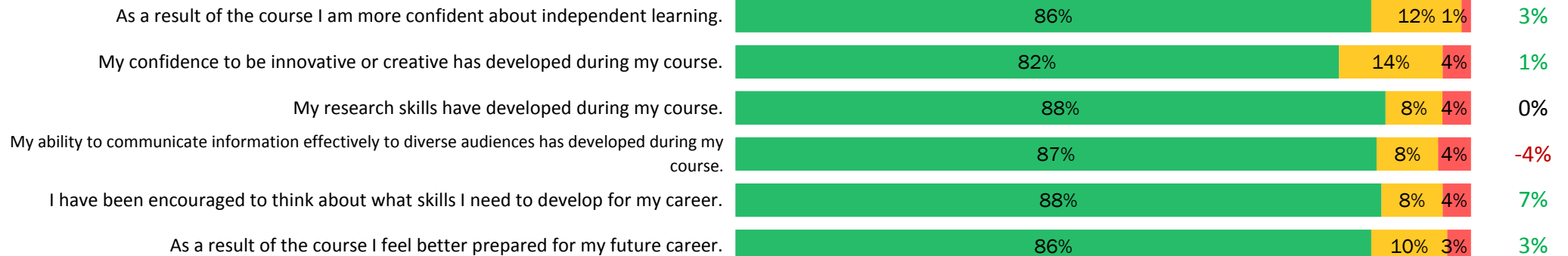
NEUTRAL

NEGATIVE

% difference  
from School 2017  
score

### SKILLS DEVELOPMENT

86%

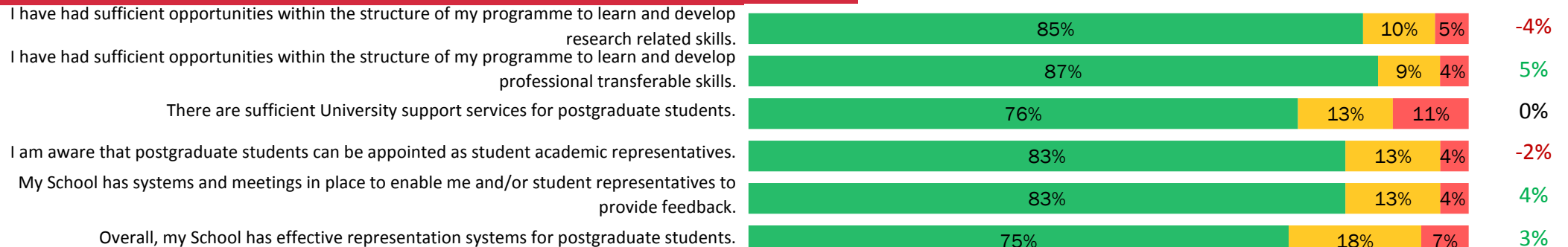


### OVERVIEW

88%



### INSTITUTIONAL QUESTIONS

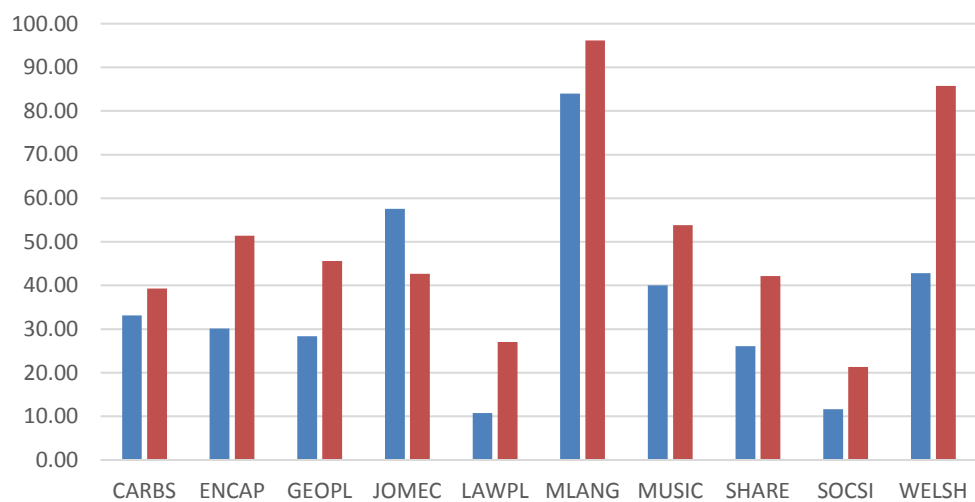


# 2018 PTES STATEMENT RESPONSES: CARDIFF UNIVERSITY

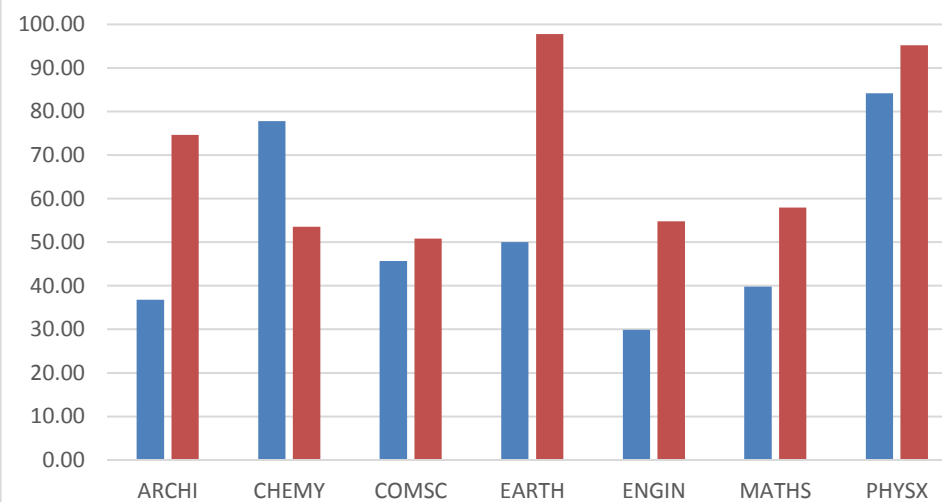
## RESPONSE RATES (%)

KEY	
	2018
	2017

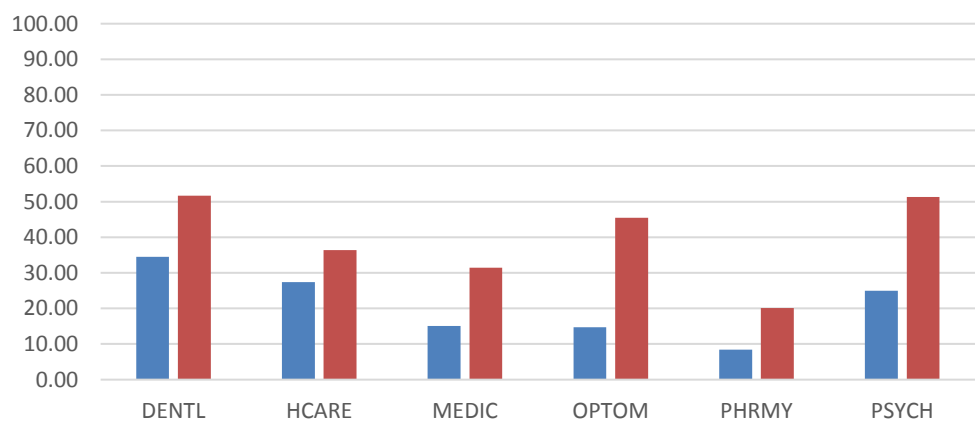
### ARTS, HUMANITIES AND SOCIAL SCIENCES



### PHYSICAL SCIENCES AND ENGINEERING



### BIOMEDICAL LIFE SCIENCES



OVERALL		NUMBER OF STUDENTS
UNIVERSITY	<b>27.37%</b>	<b>1403</b> of 5126
AHSS	<b>30.42%</b>	<b>828</b> of 2722
BLS	<b>18.46%</b>	<b>341</b> of 1847
PSE	<b>42.01%</b>	<b>234</b> of 557