

# POSTGRADUATE TAUGHT EXPERIENCE SURVEY SUMMARY REPORT 2018 FOR HCARE

RESPONSE  
RATE:

# 27.41%

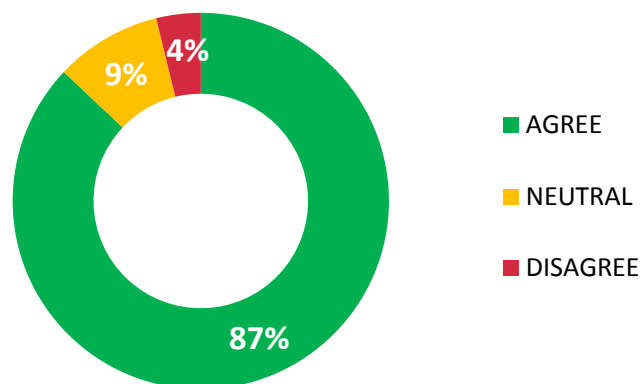
RESPONSES:

131 of 478

CARDIFF  
UNIVERSITY

PRIFYSGOL  
CAERDYDD

## OVERALL, I AM SATISFIED WITH THE QUALITY OF THE COURSE



## 2018 THEMATIC AREA PERFORMANCE

Difference from  
2017:

Thematic Area	2018 Performance	Difference from 2017
Teaching and Learning	83%	0%
Engagement	81%	-1%
Assessment and Feedback	80%	0%
Dissertation or Major Project	78%	0%
Organisation and Management	77%	1%
Learning Resources and Support Services	90%	0%
Skills Development	83%	2%

### HIGHLIGHTS

TOP 5 QUESTIONS WITH THE HIGHEST AGREEMENT SCORE	% AGREEMENT
The library resources and services are good enough for my needs (including physical and online).	<b>93%</b>
Staff are enthusiastic about what they are teaching.	<b>93%</b>
I have had sufficient opportunities within the structure of my programme to learn and develop research related skills.	<b>91%</b>
My research skills have developed during my course.	<b>91%</b>
I am encouraged to ask questions or make contributions in taught sessions (face to face and/or online).	<b>90%</b>

### LOWLIGHTS

TOP 5 QUESTIONS WITH THE LOWEST AGREEMENT SCORE	% AGREEMENT
Overall, my School has effective representation systems for postgraduate students.	<b>67%</b>
The workload on my course has been manageable.	<b>67%</b>
I am aware that postgraduate students can be appointed as student academic representatives.	<b>67%</b>
I am encouraged to be involved in decisions about how my course is run.	<b>70%</b>
There is sufficient contact time (face to face and/or virtual/online) between staff and students to support effective learning.	<b>71%</b>

Results are presented as whole numbers for ease of reading, with rounding performed at the last stage of calculation for maximum accuracy. Therefore in some instances, results may not total 100%

## 2018 PTES STATEMENT RESPONSES: HCARE



### TEACHING AND LEARNING

**83%**



### ENGAGEMENT

**81%**



### ASSESSMENT AND FEEDBACK

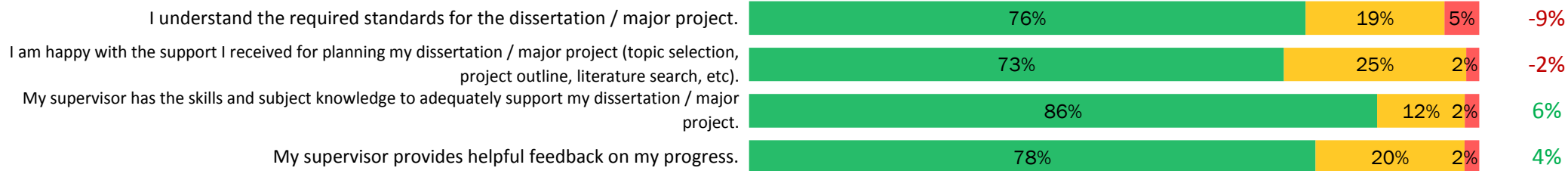
**80%**



## 2018 PTES STATEMENT RESPONSES: HCARE



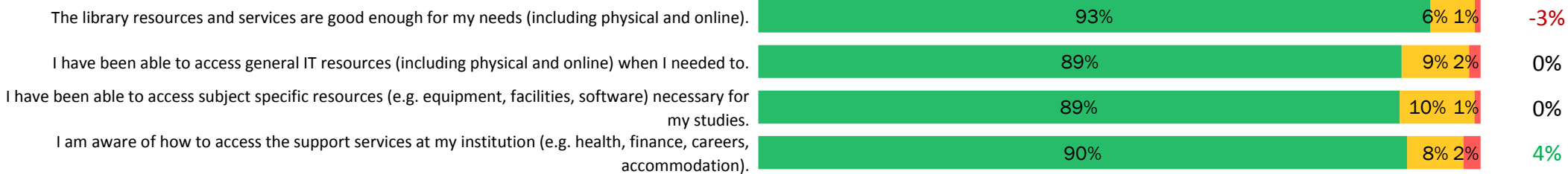
### DISSERTATION **78%**



### ORGANISATION AND MANAGEMENT **77%**



### RESOURCES AND SERVICES **90%**



## 2018 PTES STATEMENT RESPONSES: HCARE

POSITIVE

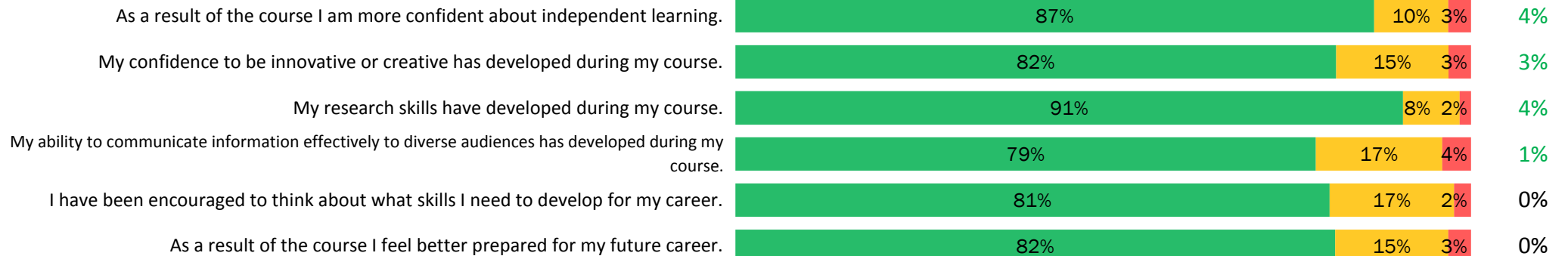
NEUTRAL

NEGATIVE

% difference  
from School 2017  
score

### SKILLS DEVELOPMENT

83%

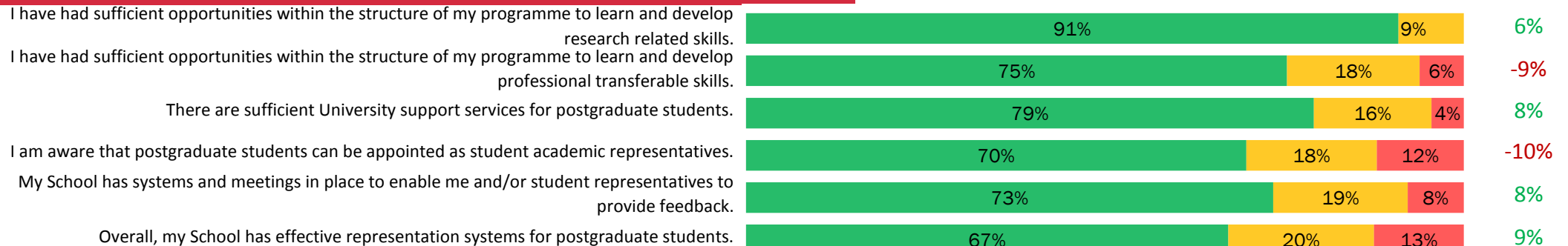


### OVERVIEW

87%



### INSTITUTIONAL QUESTIONS

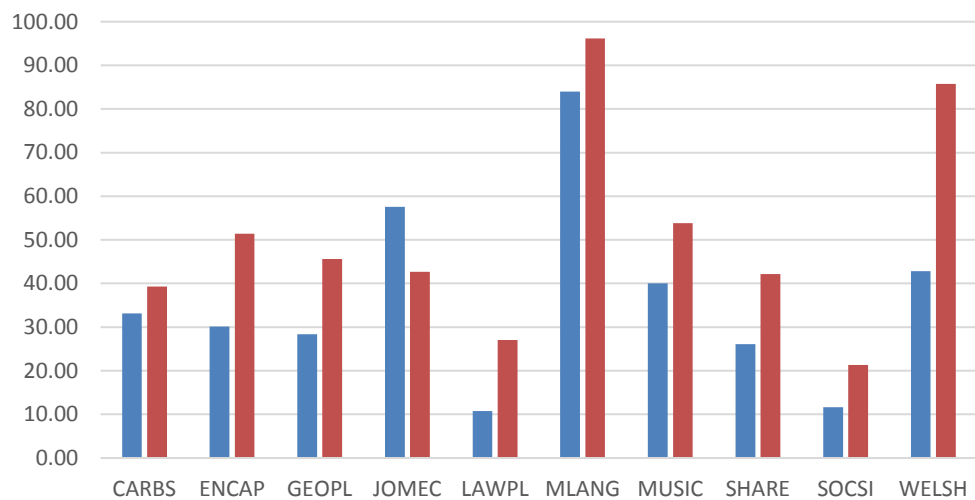


# 2018 PTES STATEMENT RESPONSES: CARDIFF UNIVERSITY

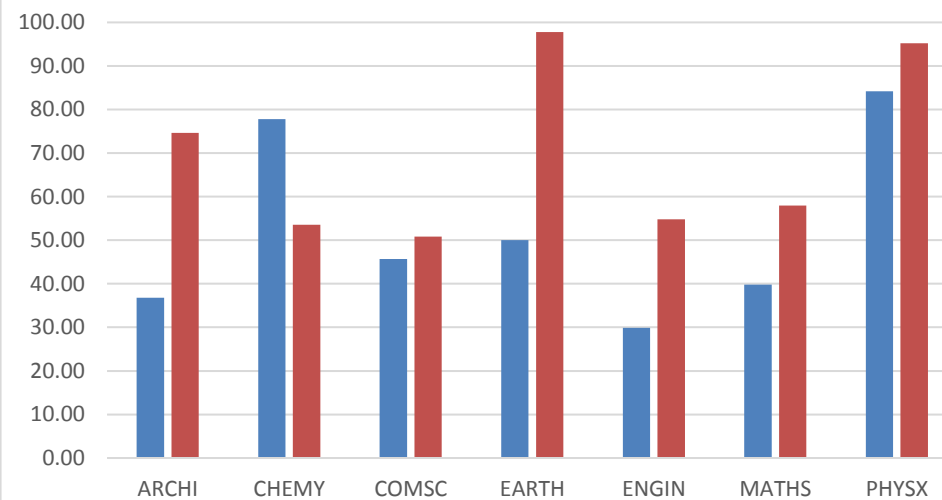
## RESPONSE RATES (%)

KEY	
2018	2018
2017	2017

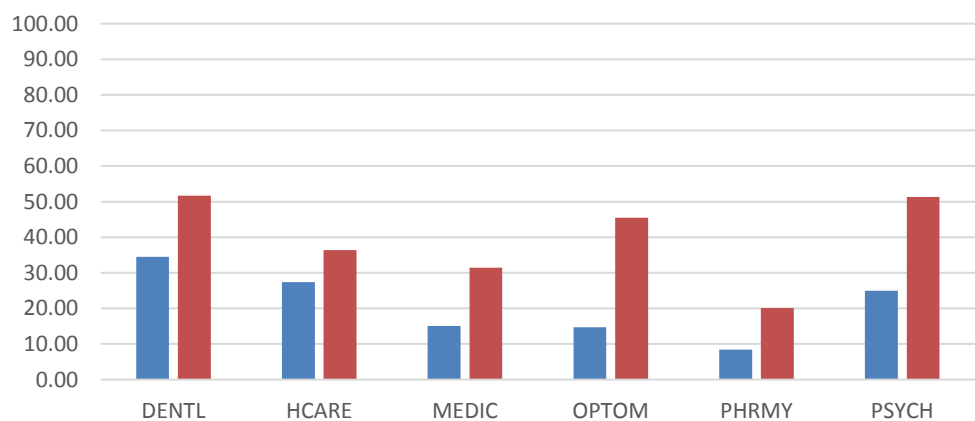
### ARTS, HUMANITIES AND SOCIAL SCIENCES



### PHYSICAL SCIENCES AND ENGINEERING



### BIOMEDICAL LIFE SCIENCES



OVERALL		NUMBER OF STUDENTS
UNIVERSITY	<b>27.37%</b>	<b>1403</b> of 5126
AHSS	<b>30.42%</b>	<b>828</b> of 2722
BLS	<b>18.46%</b>	<b>341</b> of 1847
PSE	<b>42.01%</b>	<b>234</b> of 557