

POSTGRADUATE TAUGHT EXPERIENCE SURVEY SUMMARY REPORT 2018 FOR GEOPL

RESPONSE
RATE:

28.38%

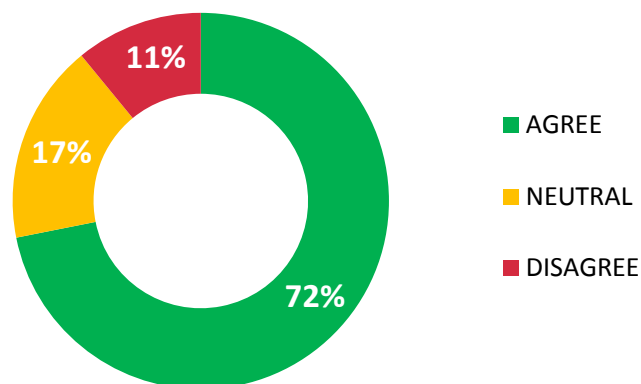
RESPONSES:

65 of 229

CARDIFF
UNIVERSITY

PRIFYSGOL
CAERDYD

OVERALL, I AM SATISFIED WITH THE QUALITY OF THE COURSE



2018 THEMATIC AREA PERFORMANCE

Difference from
2017:



HIGHLIGHTS

TOP 5 QUESTIONS WITH THE HIGHEST AGREEMENT SCORE

% AGREEMENT

The library resources and services are good enough for my needs (including physical and online).	91%
Staff are good at explaining things.	89%
I am aware of how to access the support services at my institution (e.g. health, finance, careers, accommodation).	89%
I am encouraged to ask questions or make contributions in taught sessions (face to face and/or online).	89%
Staff are enthusiastic about what they are teaching.	86%

LOWLIGHTS

TOP 5 QUESTIONS WITH THE LOWEST AGREEMENT SCORE

% AGREEMENT

There is sufficient contact time (face to face and/or virtual/online) between staff and students to support effective learning.	52%
The course is well organised and is running smoothly.	61%
I have had sufficient opportunities within the structure of my programme to learn and develop professional transferable skills.	63%
My supervisor provides helpful feedback on my progress.	65%
Any changes in the course or teaching have been communicated effectively.	66%

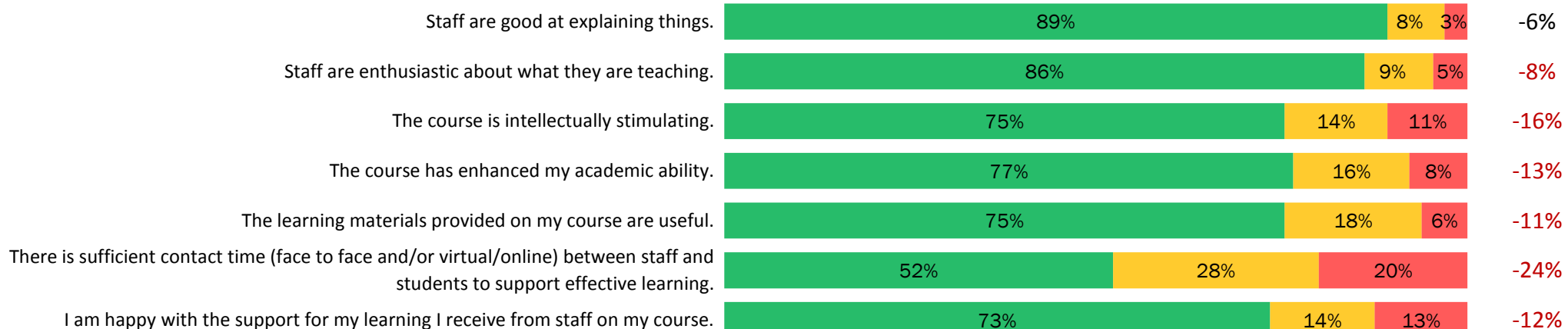
2018 PTES STATEMENT RESPONSES: GEOPL



% difference
from School 2017
score

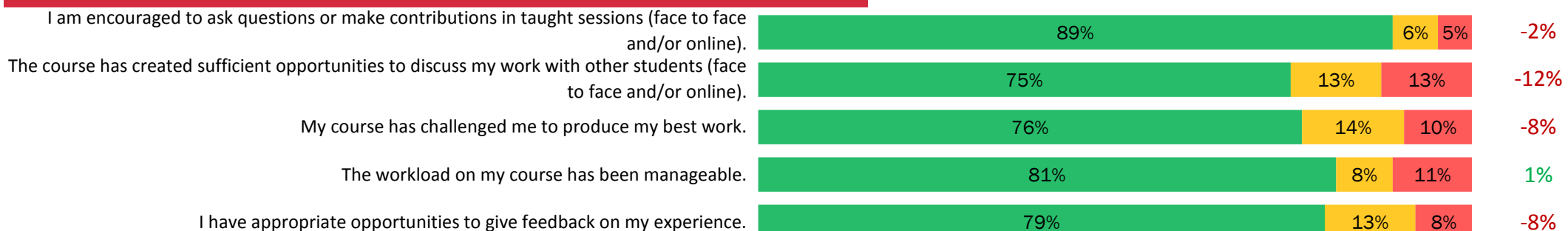
TEACHING AND LEARNING

75%



ENGAGEMENT

80%



ASSESSMENT AND FEEDBACK

75%



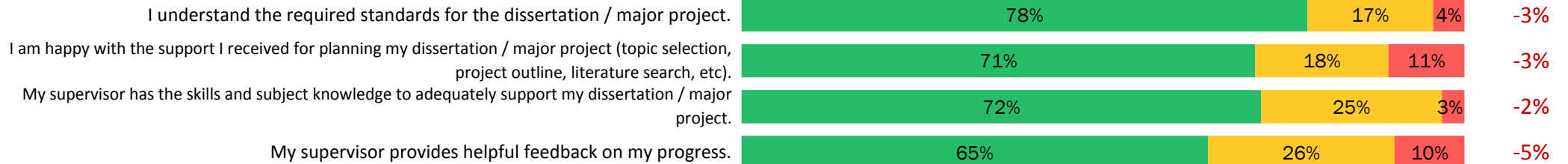
2018 PTES STATEMENT RESPONSES: GEOPL



% difference
from School 2017
score


DISSERTATION

71%



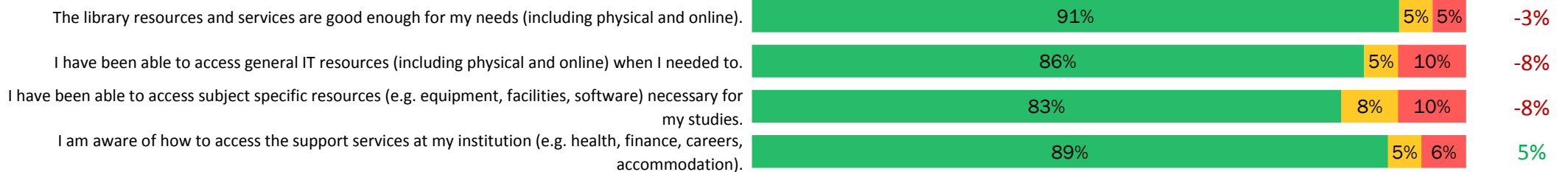
ORGANISATION AND MANAGEMENT

66%



RESOURCES AND SERVICES

87%



2018 PTES STATEMENT RESPONSES: GEOPL

POSITIVE

NEUTRAL

NEGATIVE

% difference
from School 2017
score

SKILLS DEVELOPMENT

75%

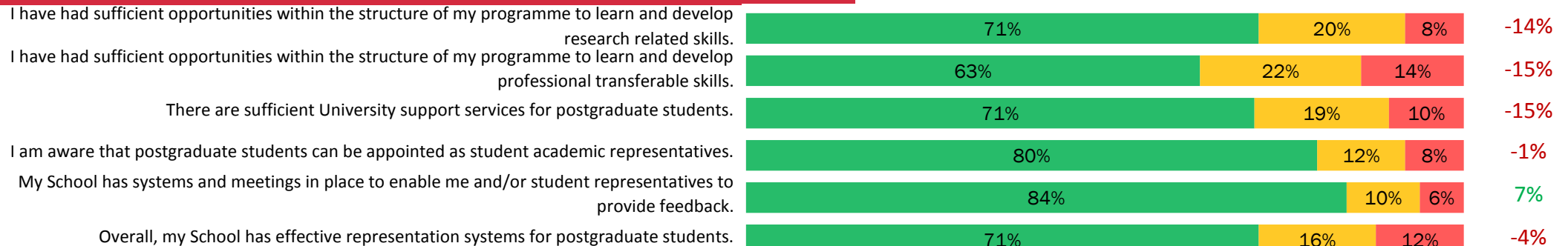


OVERVIEW

72%



INSTITUTIONAL QUESTIONS

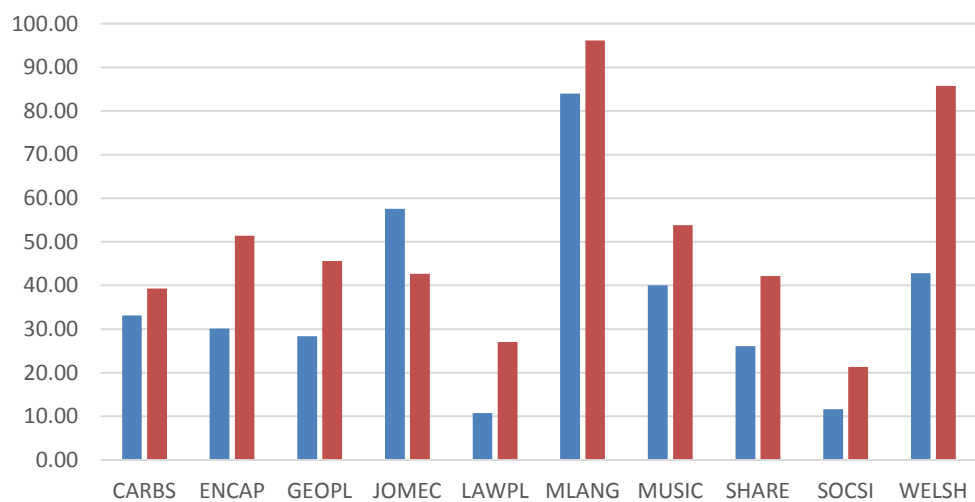


2018 PTES STATEMENT RESPONSES: CARDIFF UNIVERSITY

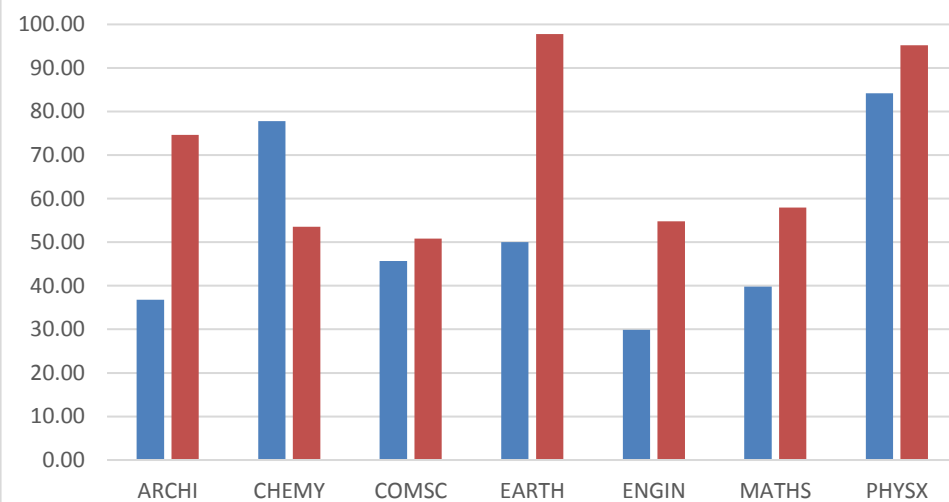
RESPONSE RATES (%)

KEY	
	2018
	2017

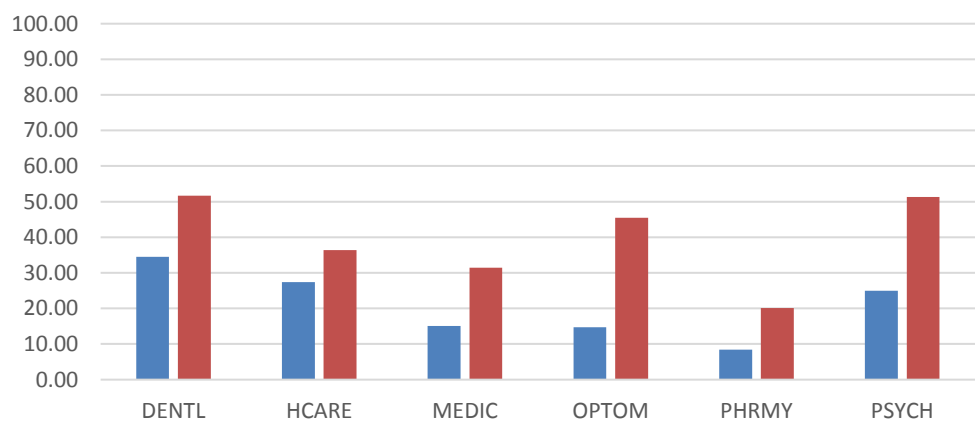
ARTS, HUMANITIES AND SOCIAL SCIENCES



PHYSICAL SCIENCES AND ENGINEERING



BIOMEDICAL LIFE SCIENCES



OVERALL		NUMBER OF STUDENTS
UNIVERSITY	27.37%	1403 of 5126
AHSS	30.42%	828 of 2722
BLS	18.46%	341 of 1847
PSE	42.01%	234 of 557