

POSTGRADUATE TAUGHT EXPERIENCE SURVEY SUMMARY REPORT 2018 FOR ENGIN

RESPONSE
RATE:

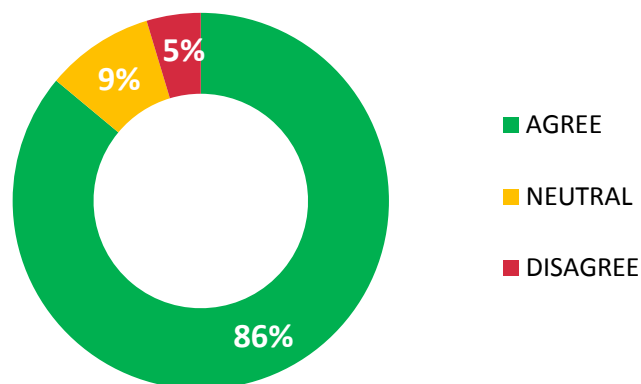
29.86%

RESPONSES:

43 of 144



OVERALL, I AM SATISFIED WITH THE QUALITY OF THE COURSE



2018 THEMATIC AREA PERFORMANCE

Difference from
2017:



HIGHLIGHTS

TOP 5 QUESTIONS WITH THE HIGHEST AGREEMENT SCORE

% AGREEMENT

My supervisor has the skills and subject knowledge to adequately support my dissertation / major project.

97%

The library resources and services are good enough for my needs (including physical and online).

95%

The course has enhanced my academic ability.

95%

I have been able to access general IT resources (including physical and online) when I needed to.

93%

Staff are good at explaining things.

91%

LOWLIGHTS

TOP 5 QUESTIONS WITH THE LOWEST AGREEMENT SCORE

% AGREEMENT

I have been encouraged to think about what skills I need to develop for my career.

65%

I am encouraged to ask questions or make contributions in taught sessions (face to face and/or online).

72%

Feedback on my work has been prompt.

72%

I am encouraged to be involved in decisions about how my course is run.

72%

Overall, my School has effective representation systems for postgraduate students.

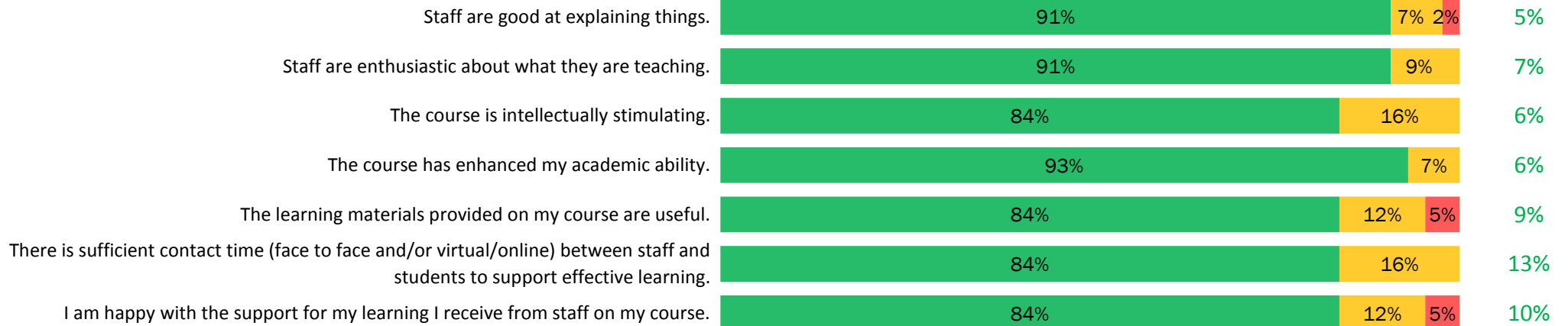
73%

2018 PTES STATEMENT RESPONSES: ENGIN



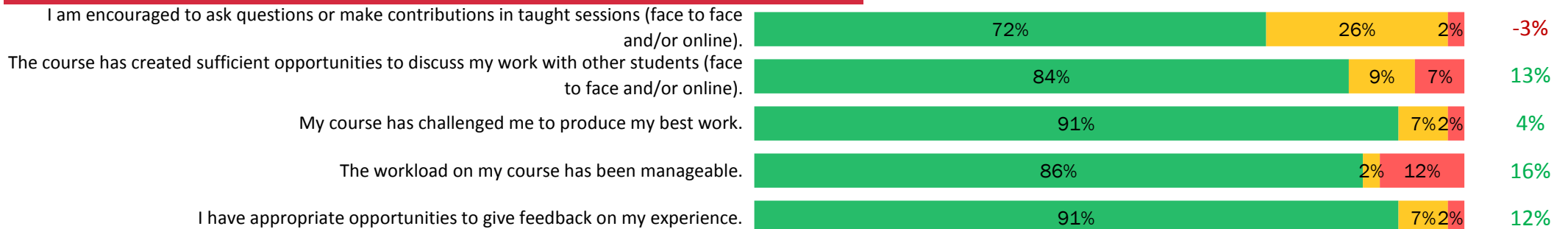
TEACHING AND LEARNING

87%



ENGAGEMENT

85%



ASSESSMENT AND FEEDBACK

78%



2018 PTES STATEMENT RESPONSES: ENGIN




DISSERTATION

88%



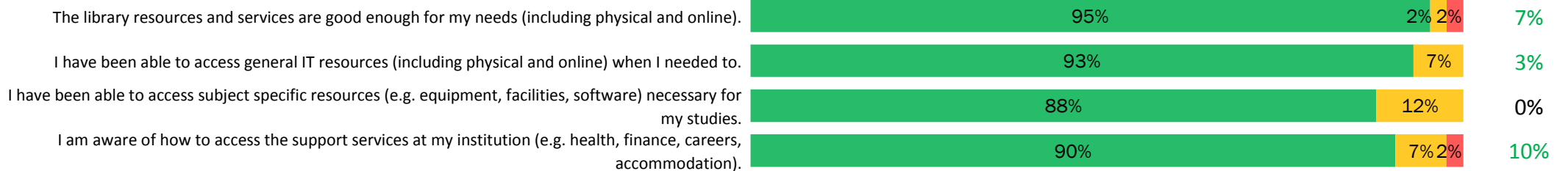
ORGANISATION AND MANAGEMENT

81%



RESOURCES AND SERVICES

92%



2018 PTES STATEMENT RESPONSES: ENGIN

POSITIVE

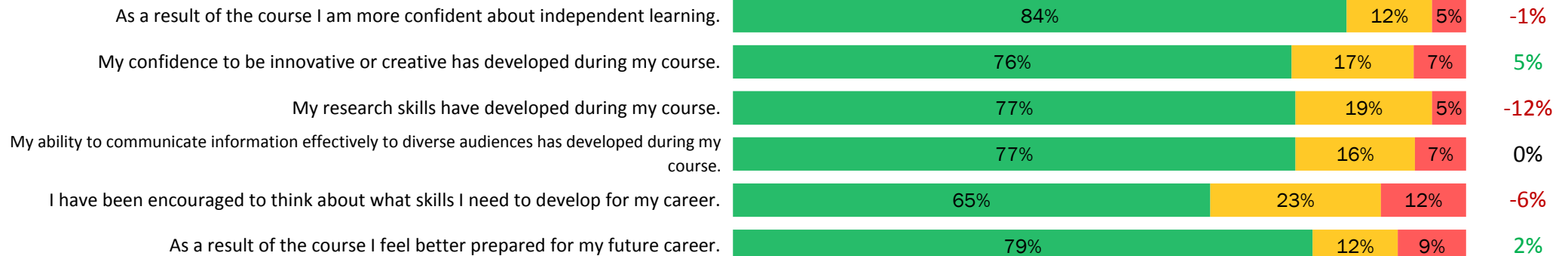
NEUTRAL

NEGATIVE

% difference
from School 2017
score

SKILLS DEVELOPMENT

76%

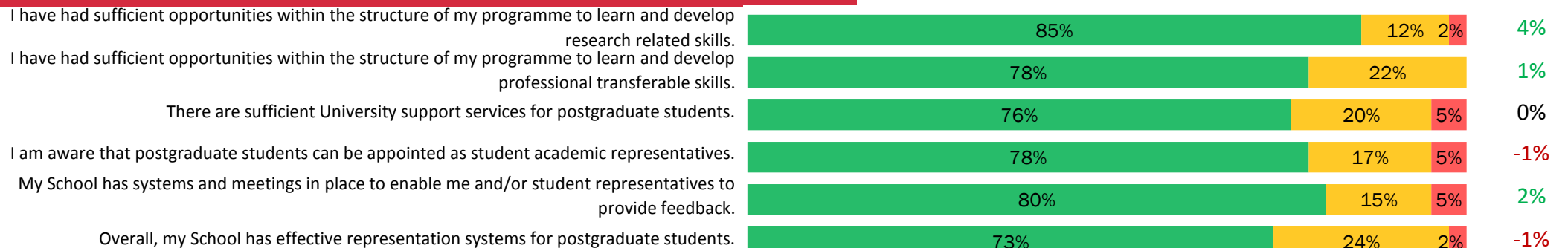


OVERVIEW

86%



INSTITUTIONAL QUESTIONS

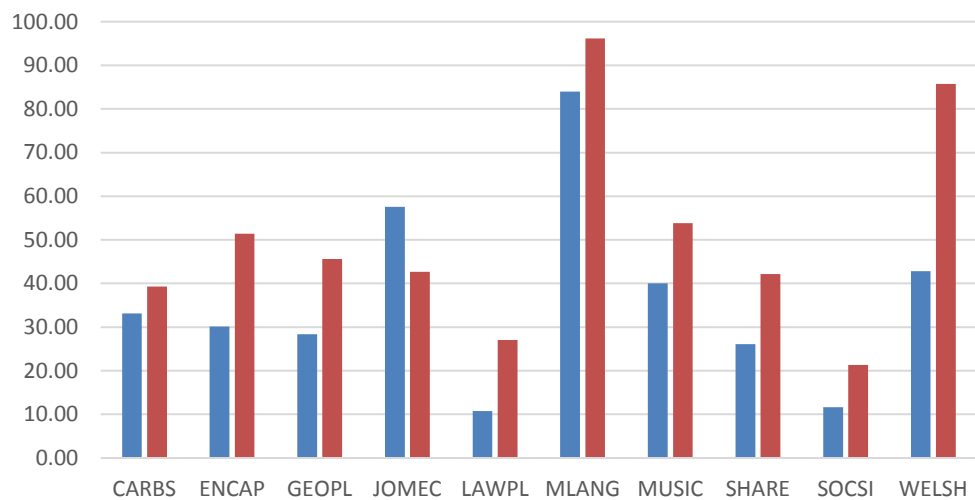


2018 PTES STATEMENT RESPONSES: CARDIFF UNIVERSITY

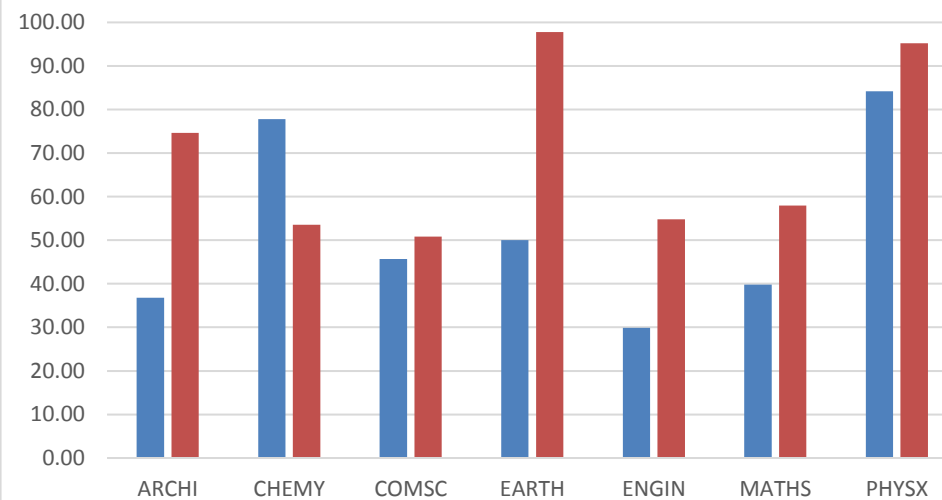
RESPONSE RATES (%)

KEY	
	2018
	2017

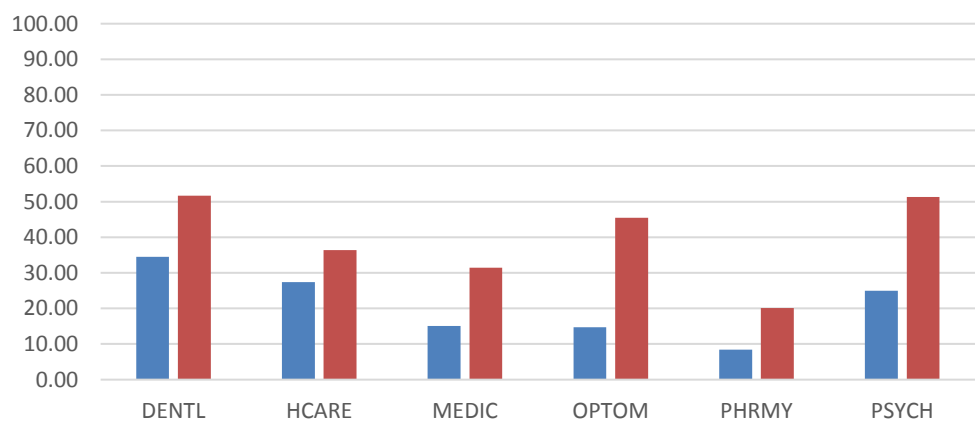
ARTS, HUMANITIES AND SOCIAL SCIENCES



PHYSICAL SCIENCES AND ENGINEERING



BIOMEDICAL LIFE SCIENCES



OVERALL		NUMBER OF STUDENTS
UNIVERSITY	27.37%	1403 of 5126
AHSS	30.42%	828 of 2722
BLS	18.46%	341 of 1847
PSE	42.01%	234 of 557