

# POSTGRADUATE TAUGHT EXPERIENCE SURVEY SUMMARY REPORT 2018 FOR EARTH

RESPONSE  
RATE:

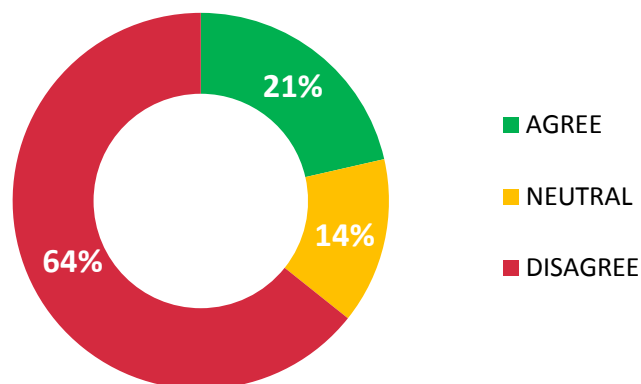
**50.00%**

RESPONSES:

14 of 28



## OVERALL, I AM SATISFIED WITH THE QUALITY OF THE COURSE



## 2018 THEMATIC AREA PERFORMANCE

Difference from  
2017:



### HIGHLIGHTS

#### TOP 5 QUESTIONS WITH THE HIGHEST AGREEMENT SCORE

% AGREEMENT

Staff are enthusiastic about what they are teaching.	<b>86%</b>
I have been able to access general IT resources (including physical and online) when I needed to.	<b>86%</b>
I have had sufficient opportunities within the structure of my programme to learn and develop professional transferable skills.	<b>82%</b>
My School has systems and meetings in place to enable me and/or student representatives to provide feedback.	<b>82%</b>
Staff are good at explaining things.	<b>79%</b>

### LOWLIGHTS

#### TOP 5 QUESTIONS WITH THE LOWEST AGREEMENT SCORE

% AGREEMENT

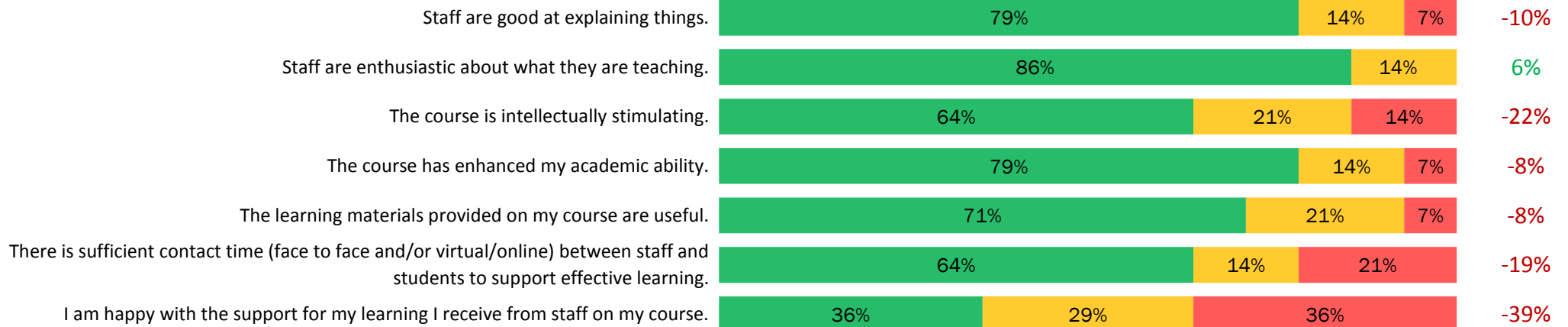
The timetable fits well with my other commitments.	<b>21%</b>
The course is well organised and is running smoothly.	<b>21%</b>
I am encouraged to be involved in decisions about how my course is run.	<b>21%</b>
Overall, I am satisfied with the quality of the course.	<b>21%</b>
Overall, my School has effective representation systems for postgraduate students.	<b>27%</b>

## 2018 PTES STATEMENT RESPONSES: EARTH



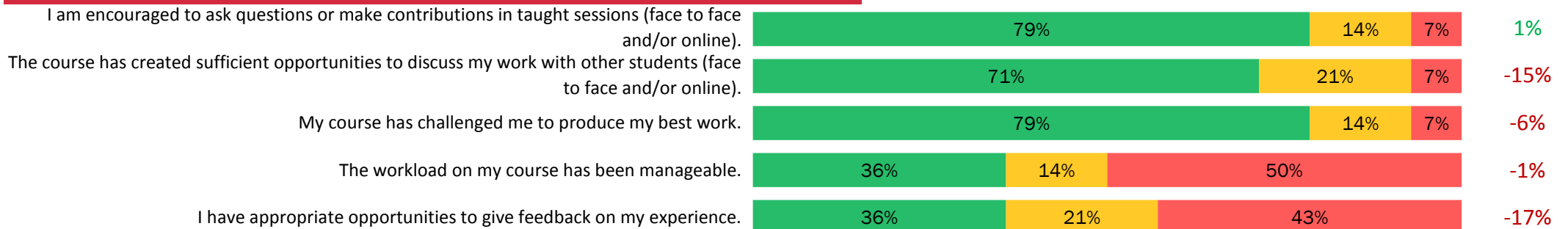
### TEACHING AND LEARNING

68%



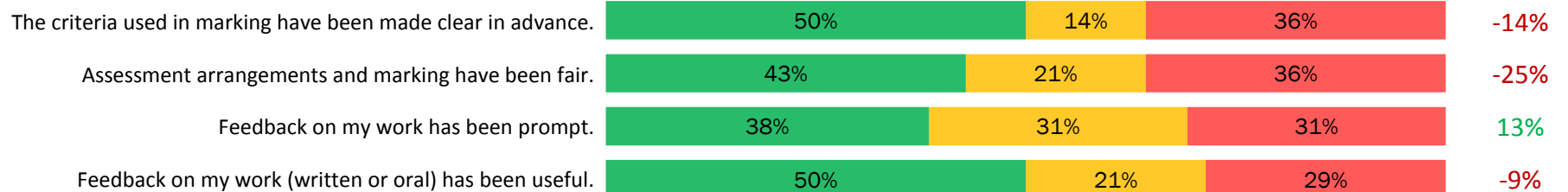
### ENGAGEMENT

60%



### ASSESSMENT AND FEEDBACK

45%

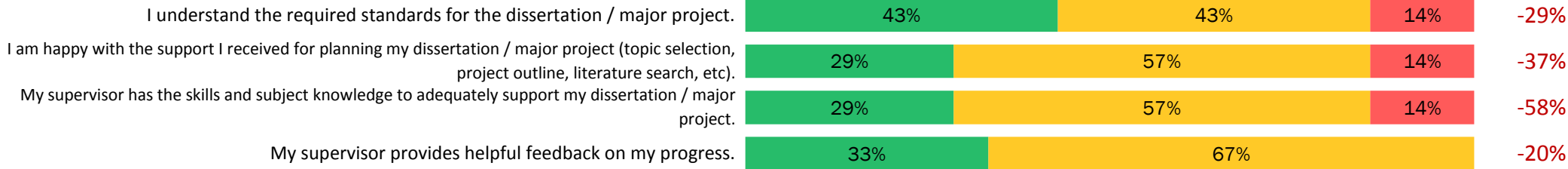


# 2018 PTES STATEMENT RESPONSES: EARTH

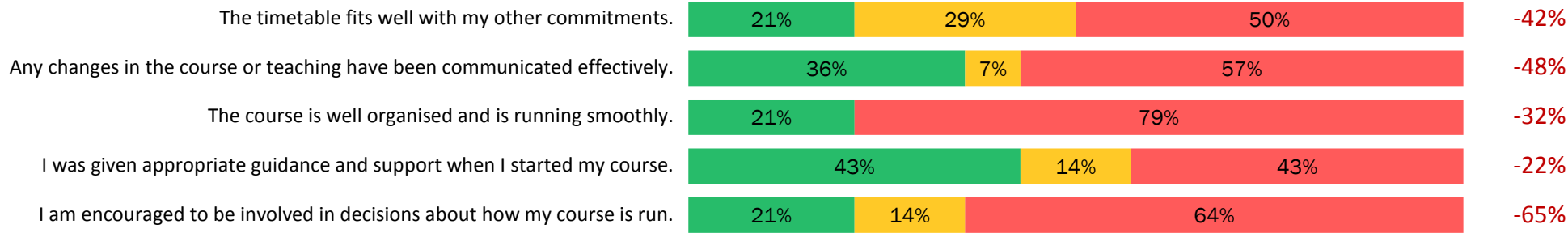


% difference from School 2017 score

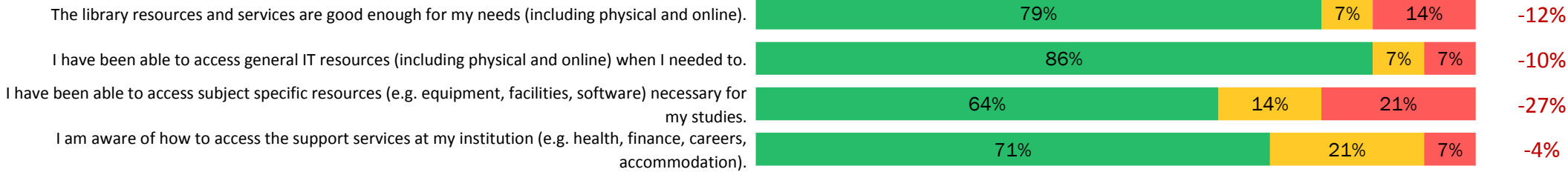
## DISSERTATION 33%



## ORGANISATION AND MANAGEMENT 29%



## RESOURCES AND SERVICES 75%



## 2018 PTES STATEMENT RESPONSES: EARTH

POSITIVE

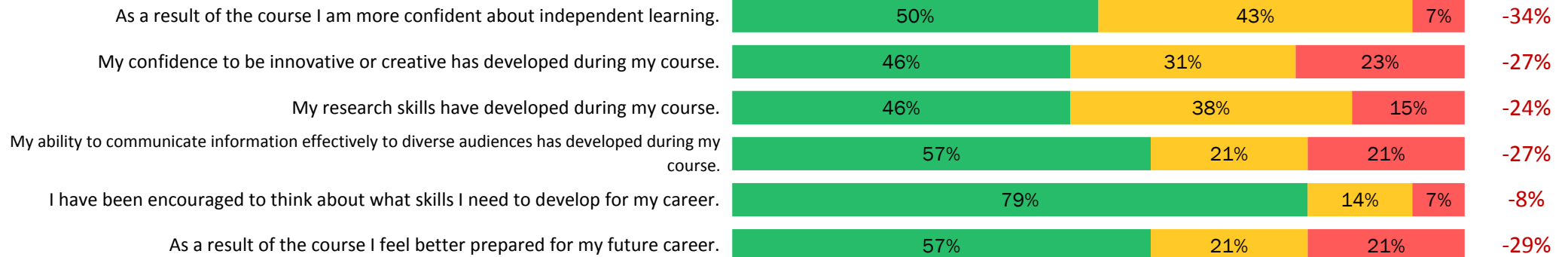
NEUTRAL

NEGATIVE

% difference  
from School 2017  
score

### SKILLS DEVELOPMENT

56%

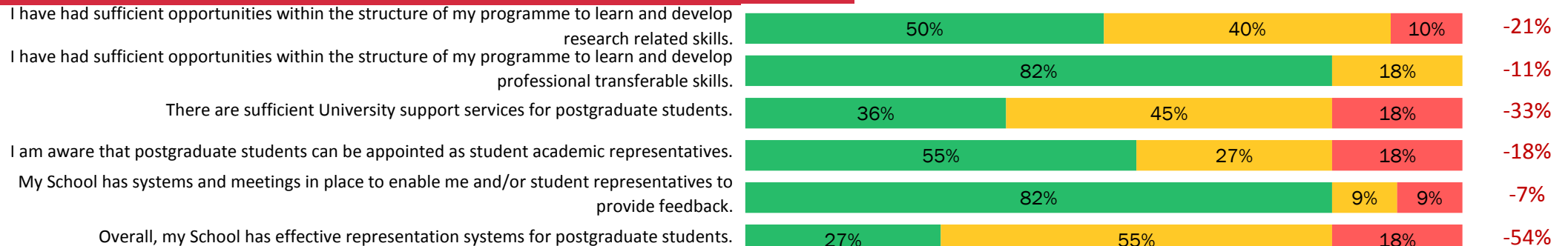


### OVERVIEW

21%



### INSTITUTIONAL QUESTIONS

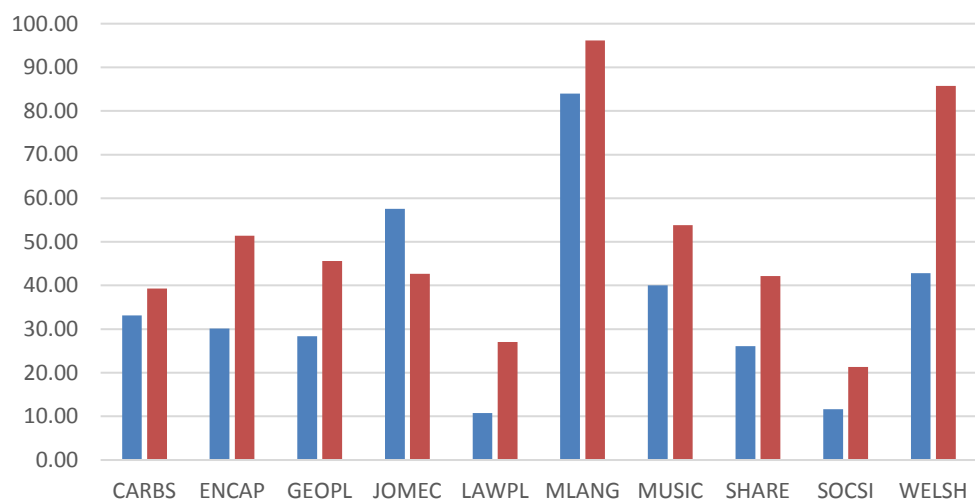


# 2018 PTES STATEMENT RESPONSES: CARDIFF UNIVERSITY

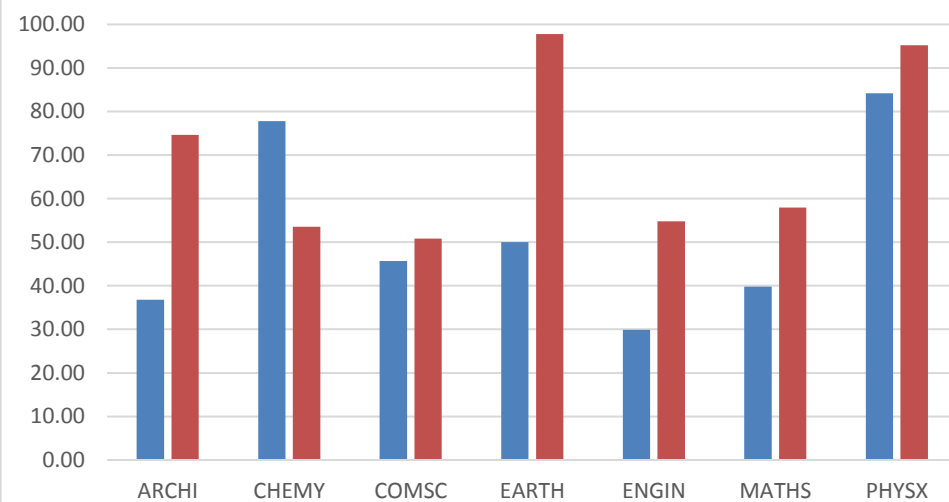
## RESPONSE RATES (%)

KEY	
	2018
	2017

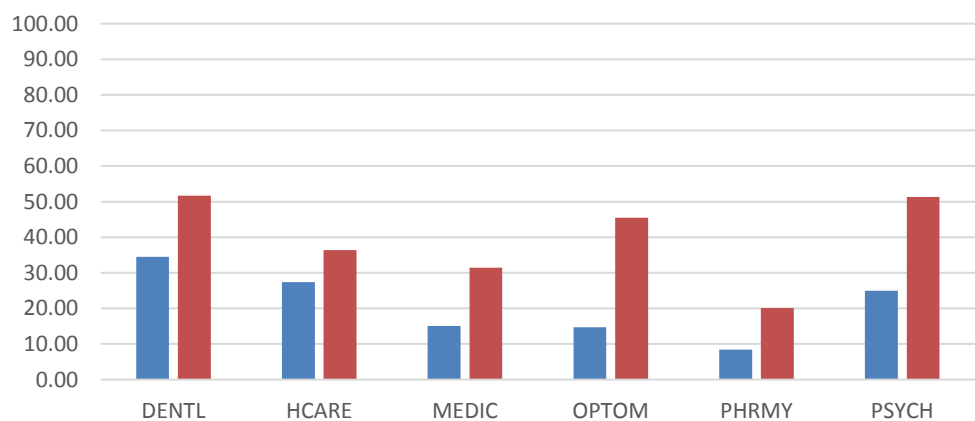
### ARTS, HUMANITIES AND SOCIAL SCIENCES



### PHYSICAL SCIENCES AND ENGINEERING



### BIOMEDICAL LIFE SCIENCES



OVERALL		NUMBER OF STUDENTS
UNIVERSITY	<b>27.37%</b>	<b>1403</b> of 5126
AHSS	<b>30.42%</b>	<b>828</b> of 2722
BLS	<b>18.46%</b>	<b>341</b> of 1847
PSE	<b>42.01%</b>	<b>234</b> of 557

