

# POSTGRADUATE TAUGHT EXPERIENCE SURVEY SUMMARY REPORT 2018 FOR DENTL

RESPONSE  
RATE:

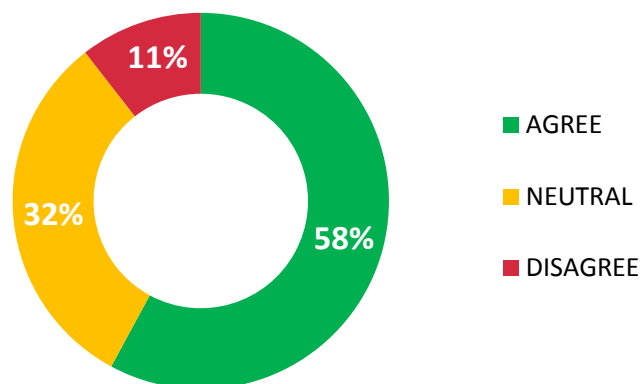
# 34.55%

RESPONSES:

19 of 55



## OVERALL, I AM SATISFIED WITH THE QUALITY OF THE COURSE



## 2018 THEMATIC AREA PERFORMANCE

Difference from  
2017:



### HIGHLIGHTS

TOP 5 QUESTIONS WITH THE HIGHEST AGREEMENT SCORE	% AGREEMENT
My supervisor has the skills and subject knowledge to adequately support my dissertation / major project.	91%
The course has enhanced my academic ability.	89%
The library resources and services are good enough for my needs (including physical and online).	89%
Assessment arrangements and marking have been fair.	89%
I am aware that postgraduate students can be appointed as student academic representatives.	88%

### LOWLIGHTS

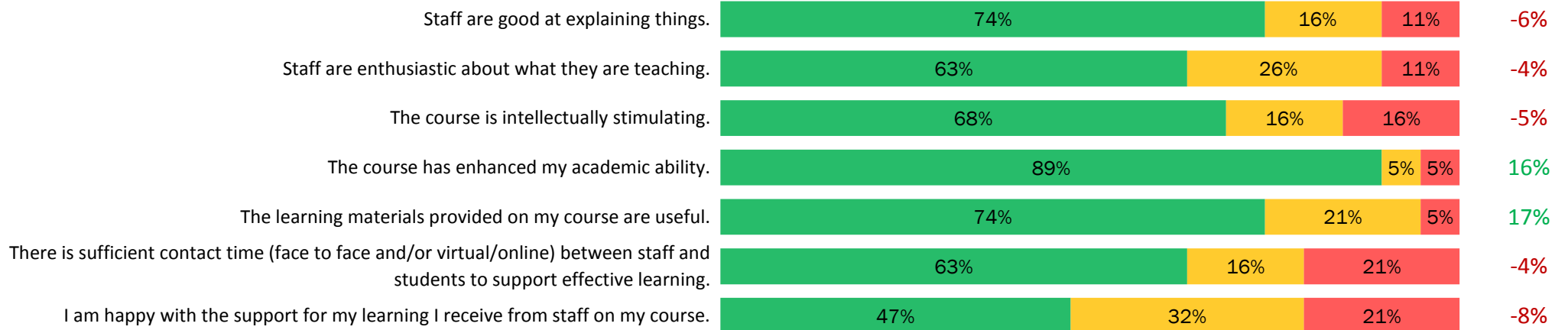
TOP 5 QUESTIONS WITH THE LOWEST AGREEMENT SCORE	% AGREEMENT
The course is well organised and is running smoothly.	26%
Any changes in the course or teaching have been communicated effectively.	37%
I understand the required standards for the dissertation / major project.	42%
The workload on my course has been manageable.	42%
I am happy with the support I received for planning my dissertation / major project (topic selection, project outline, literature search, etc).	45%

## 2018 PTES STATEMENT RESPONSES: DENTL



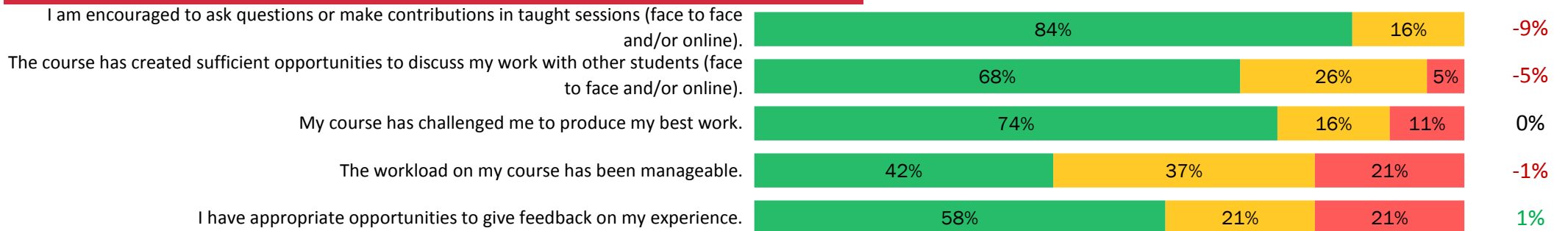
### TEACHING AND LEARNING

**68%**



### ENGAGEMENT

**65%**



### ASSESSMENT AND FEEDBACK

**75%**



## 2018 PTES STATEMENT RESPONSES: DENTL



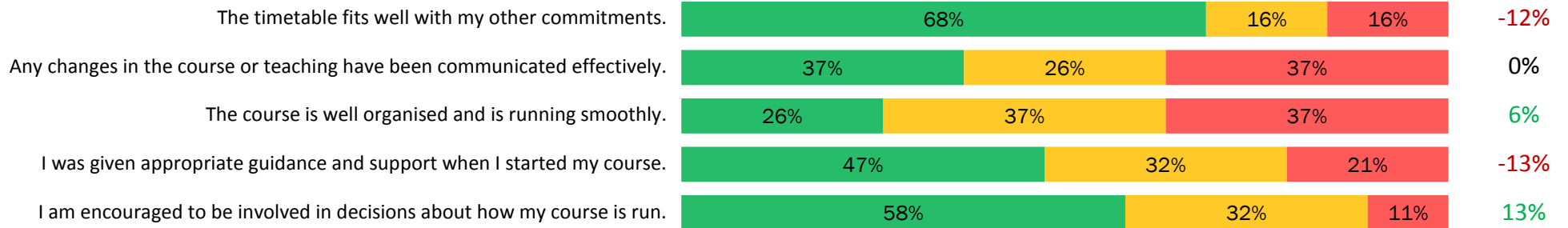
### DISSERTATION

57%



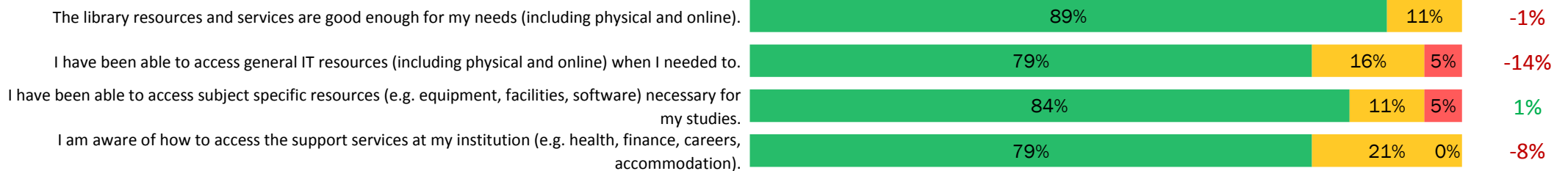
### ORGANISATION AND MANAGEMENT

47%



### RESOURCES AND SERVICES

83%



## 2018 PTES STATEMENT RESPONSES: DENTL

POSITIVE

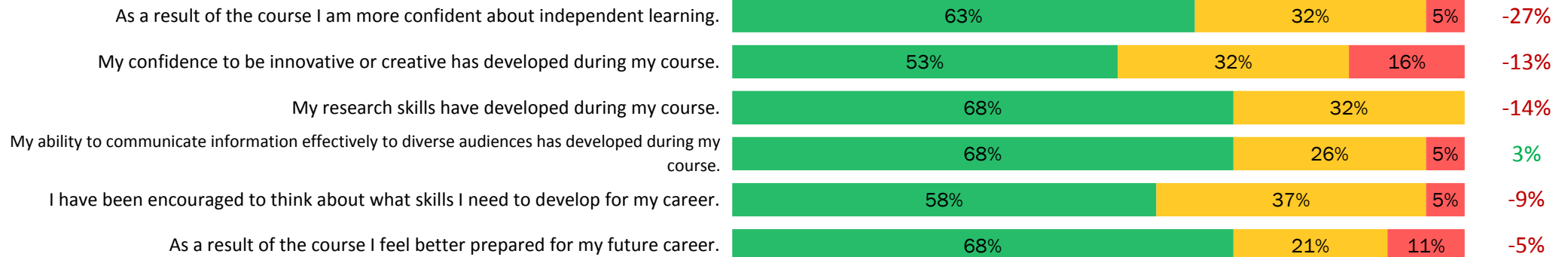
NEUTRAL

NEGATIVE

% difference  
from School 2017  
score

### SKILLS DEVELOPMENT

63%

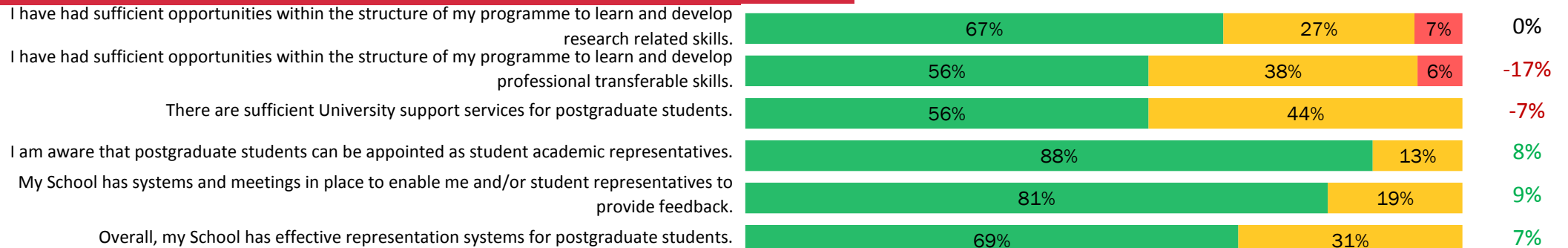


### OVERVIEW

58%



### INSTITUTIONAL QUESTIONS

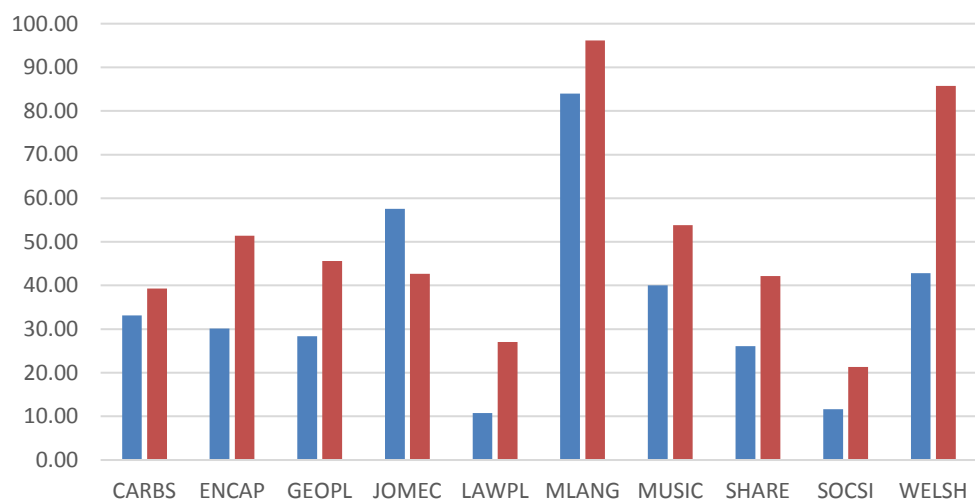


# 2018 PTES STATEMENT RESPONSES: CARDIFF UNIVERSITY

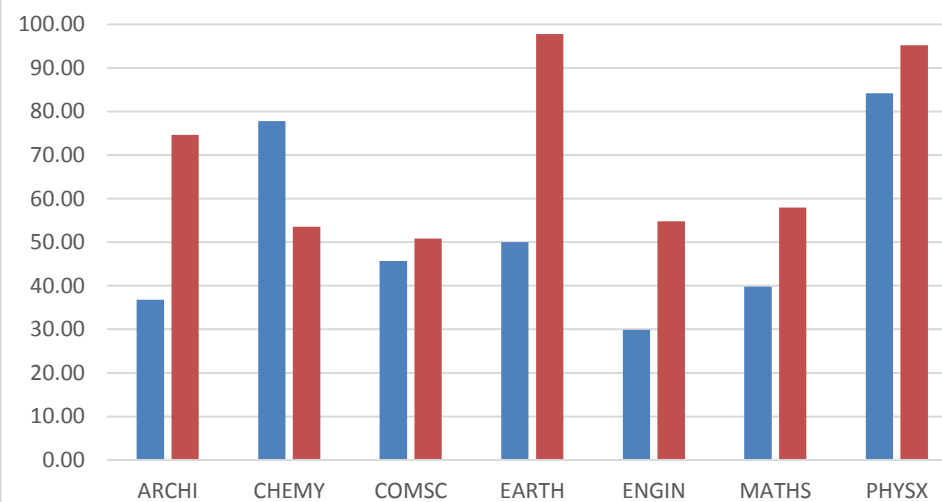
## RESPONSE RATES (%)

KEY	
	2018
	2017

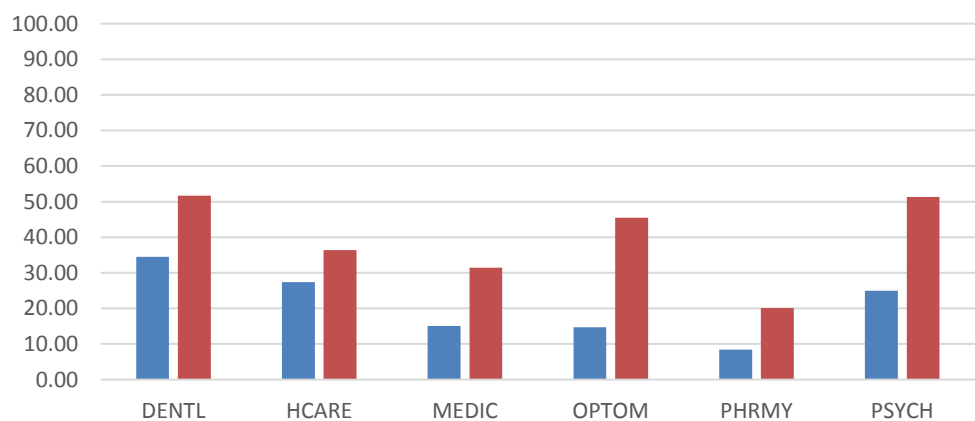
### ARTS, HUMANITIES AND SOCIAL SCIENCES



### PHYSICAL SCIENCES AND ENGINEERING



### BIOMEDICAL LIFE SCIENCES



OVERALL		NUMBER OF STUDENTS
UNIVERSITY	<b>27.37%</b>	<b>1403</b> of 5126
AHSS	<b>30.42%</b>	<b>828</b> of 2722
BLS	<b>18.46%</b>	<b>341</b> of 1847
PSE	<b>42.01%</b>	<b>234</b> of 557

