

POSTGRADUATE TAUGHT EXPERIENCE SURVEY SUMMARY REPORT 2018 FOR COMSC

RESPONSE
RATE:

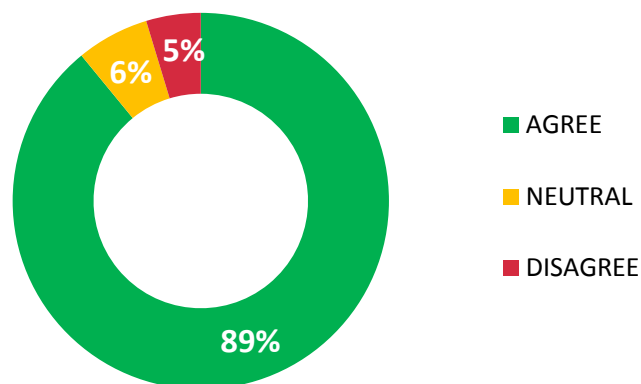
45.71%

RESPONSES:

64 of 140



OVERALL, I AM SATISFIED WITH THE QUALITY OF THE COURSE



2018 THEMATIC AREA PERFORMANCE

Difference from
2017:



HIGHLIGHTS

TOP 5 QUESTIONS WITH THE HIGHEST AGREEMENT SCORE

% AGREEMENT

The learning materials provided on my course are useful.	98%
I have been able to access general IT resources (including physical and online) when I needed to.	98%
The library resources and services are good enough for my needs (including physical and online).	97%
The timetable fits well with my other commitments.	94%
I have been able to access subject specific resources (e.g. equipment, facilities, software) necessary for my studies.	94%

LOWLIGHTS

TOP 5 QUESTIONS WITH THE LOWEST AGREEMENT SCORE

% AGREEMENT

I am happy with the support I received for planning my dissertation / major project (topic selection, project outline, literature search, etc).	69%
Feedback on my work (written or oral) has been useful.	70%
I am encouraged to be involved in decisions about how my course is run.	71%
I am encouraged to ask questions or make contributions in taught sessions (face to face and/or online).	73%
My research skills have developed during my course.	73%

2018 PTES STATEMENT RESPONSES: COMSC



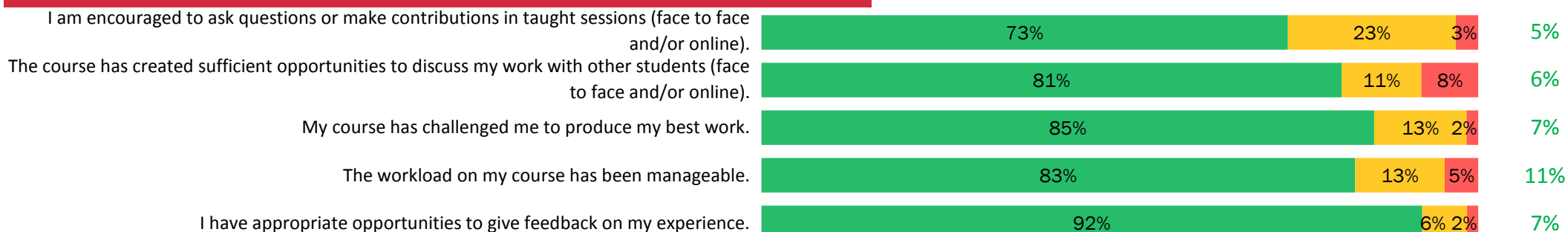
TEACHING AND LEARNING

88%



ENGAGEMENT

83%



ASSESSMENT AND FEEDBACK

82%



2018 PTES STATEMENT RESPONSES: COMSC



DISSERTATION

79%



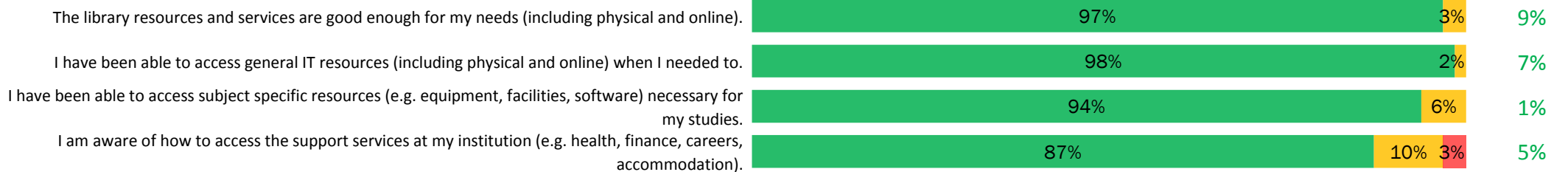
ORGANISATION AND MANAGEMENT

83%



RESOURCES AND SERVICES

94%



2018 PTES STATEMENT RESPONSES: COMSC

POSITIVE

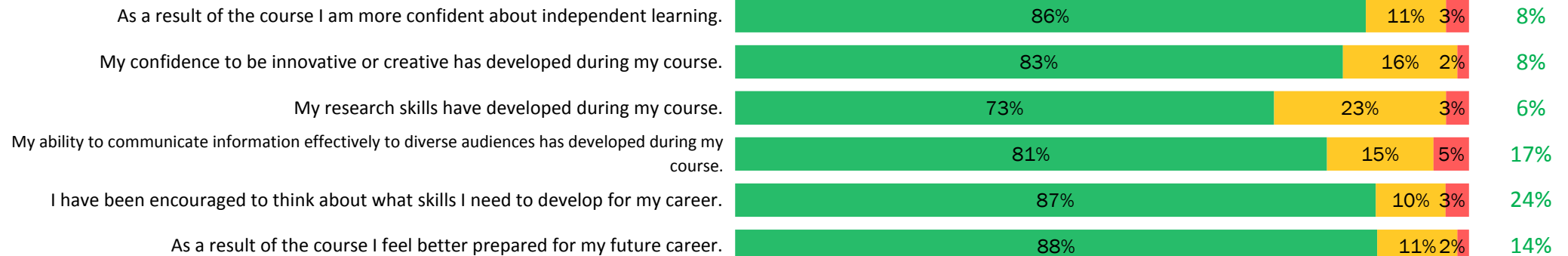
NEUTRAL

NEGATIVE

% difference
from School 2017
score

SKILLS DEVELOPMENT

83%

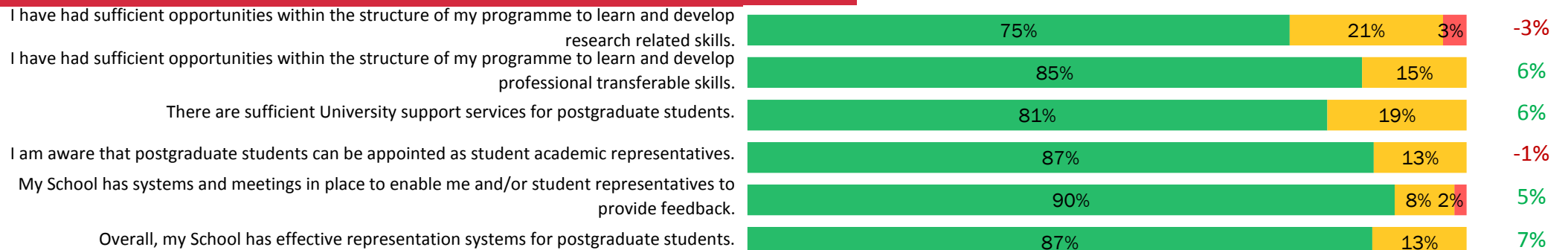


OVERVIEW

89%



INSTITUTIONAL QUESTIONS

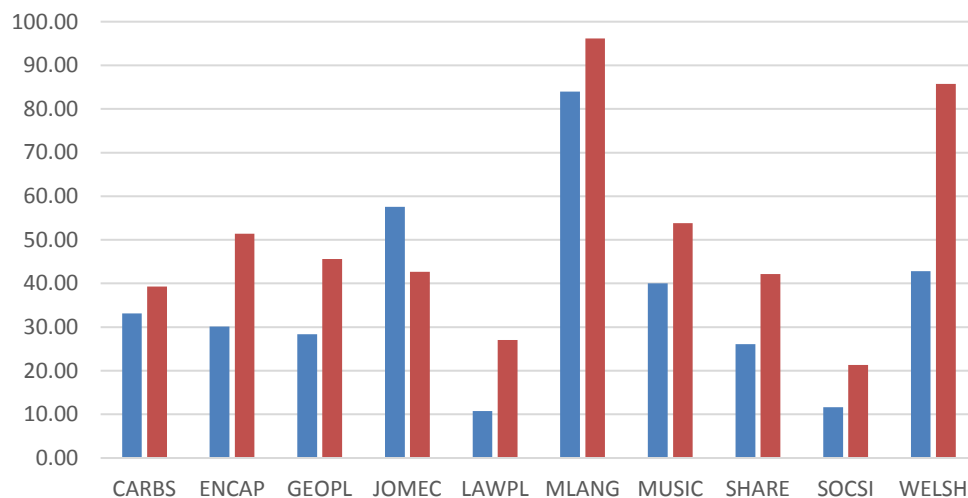


2018 PTES STATEMENT RESPONSES: CARDIFF UNIVERSITY

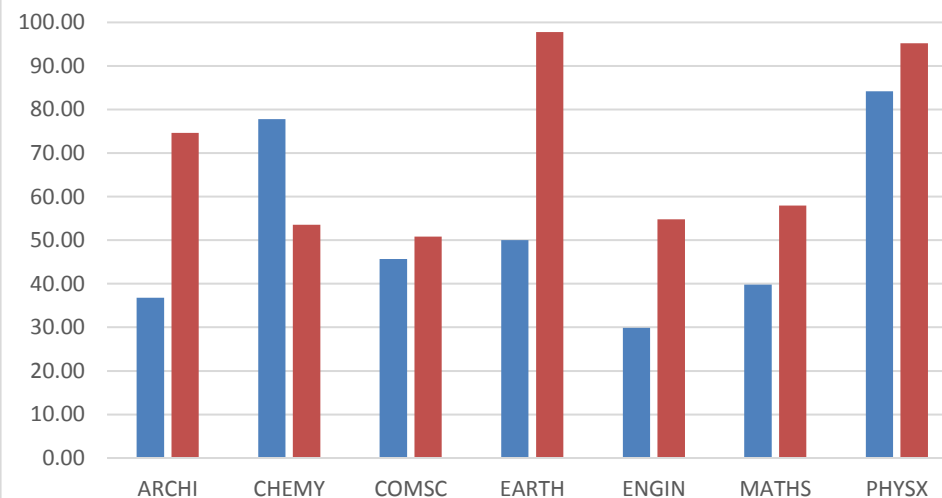
RESPONSE RATES (%)

KEY	
	2018
	2017

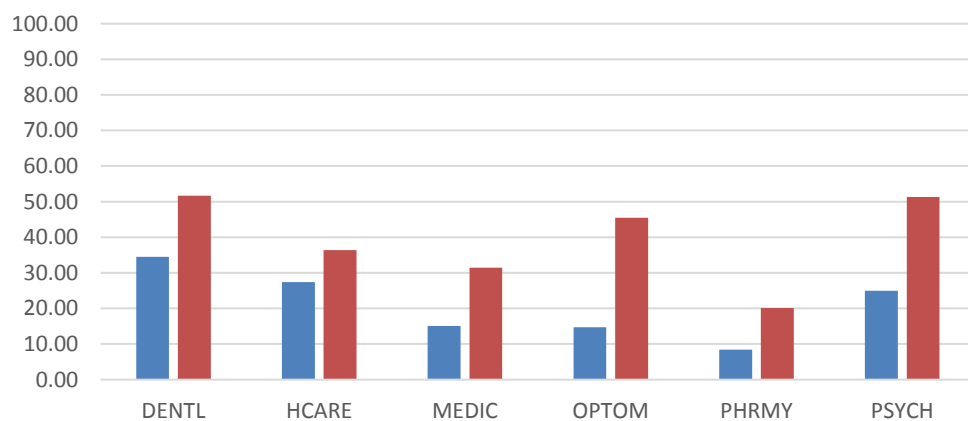
ARTS, HUMANITIES AND SOCIAL SCIENCES



PHYSICAL SCIENCES AND ENGINEERING



BIOMEDICAL LIFE SCIENCES



OVERALL		NUMBER OF STUDENTS
UNIVERSITY	27.37%	1403 of 5126
AHSS	30.42%	828 of 2722
BLS	18.46%	341 of 1847
PSE	42.01%	234 of 557

