

POSTGRADUATE TAUGHT EXPERIENCE SURVEY SUMMARY REPORT 2018 FOR CARBS

RESPONSE
RATE:

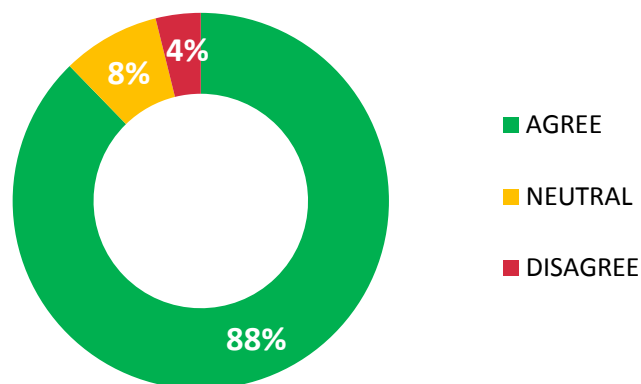
33.11%

RESPONSES:

440 of 1329



OVERALL, I AM SATISFIED WITH THE QUALITY OF THE COURSE



2018 THEMATIC AREA PERFORMANCE

Difference from
2017:



HIGHLIGHTS

TOP 5 QUESTIONS WITH THE HIGHEST AGREEMENT SCORE	% AGREEMENT
Staff are good at explaining things.	93%
The library resources and services are good enough for my needs (including physical and online).	93%
Staff are enthusiastic about what they are teaching.	92%
I have been able to access subject specific resources (e.g. equipment, facilities, software) necessary for my studies.	92%
I have been able to access general IT resources (including physical and online) when I needed to.	91%

LOWLIGHTS

TOP 5 QUESTIONS WITH THE LOWEST AGREEMENT SCORE	% AGREEMENT
I am encouraged to be involved in decisions about how my course is run.	76%
My supervisor provides helpful feedback on my progress.	77%
The course is well organised and is running smoothly.	78%
Any changes in the course or teaching have been communicated effectively.	79%
I am happy with the support I received for planning my dissertation / major project (topic selection, project outline, literature search, etc).	79%

Results are presented as whole numbers for ease of reading, with rounding performed at the last stage of calculation for maximum accuracy. Therefore in some instances, results may not total 100%

2018 PTES STATEMENT RESPONSES: CARBS



TEACHING AND LEARNING

87%



ENGAGEMENT

83%



ASSESSMENT AND FEEDBACK

83%



2018 PTES STATEMENT RESPONSES: CARBS

POSITIVE

NEUTRAL

NEGATIVE

% difference
from School 2017
score

DISSERTATION

78%

I understand the required standards for the dissertation / major project.	79%	15%	6%	2%
I am happy with the support I received for planning my dissertation / major project (topic selection, project outline, literature search, etc).	79%	17%	5%	1%
My supervisor has the skills and subject knowledge to adequately support my dissertation / major project.	79%	17%	4%	2%
My supervisor provides helpful feedback on my progress.	77%	19%	5%	3%

ORGANISATION AND MANAGEMENT

80%

The timetable fits well with my other commitments.	81%	13%	5%	-1%
Any changes in the course or teaching have been communicated effectively.	79%	15%	7%	-9%
The course is well organised and is running smoothly.	78%	15%	7%	-8%
I was given appropriate guidance and support when I started my course.	85%	12%	3%	-1%
I am encouraged to be involved in decisions about how my course is run.	76%	16%	8%	-3%

RESOURCES AND SERVICES

91%

The library resources and services are good enough for my needs (including physical and online).	93%	5%	2%	0%
I have been able to access general IT resources (including physical and online) when I needed to.	91%	8%	1%	-2%
I have been able to access subject specific resources (e.g. equipment, facilities, software) necessary for my studies.	92%	8%	1%	0%
I am aware of how to access the support services at my institution (e.g. health, finance, careers, accommodation).	87%	12%	1%	1%

2018 PTES STATEMENT RESPONSES: CARBS

POSITIVE

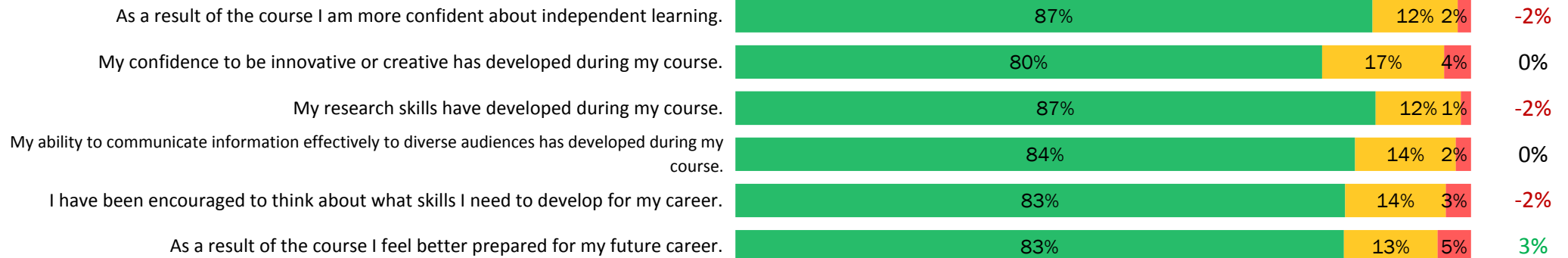
NEUTRAL

NEGATIVE

% difference
from School 2017
score

SKILLS DEVELOPMENT

84%

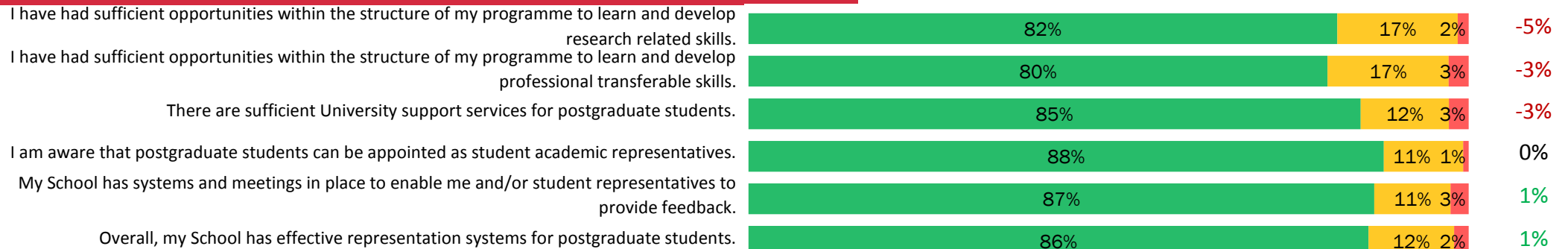


OVERVIEW

88%



INSTITUTIONAL QUESTIONS

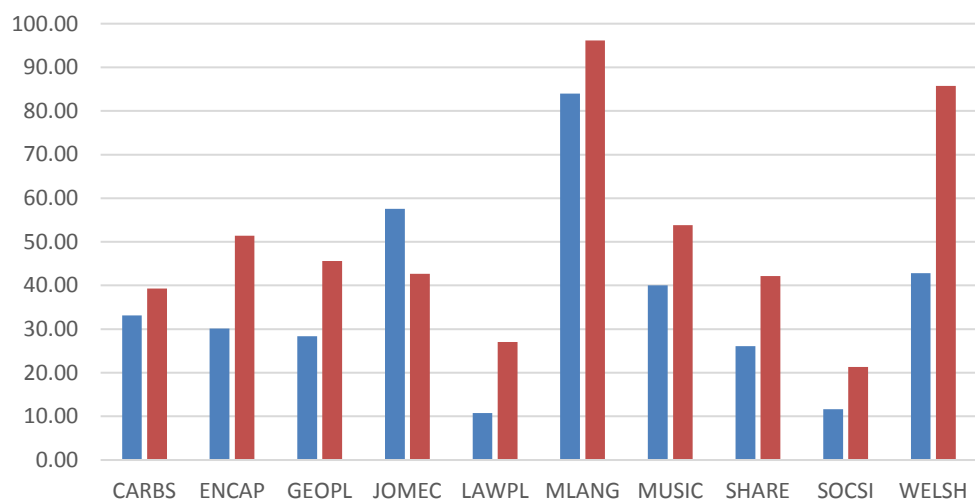


2018 PTES STATEMENT RESPONSES: CARDIFF UNIVERSITY

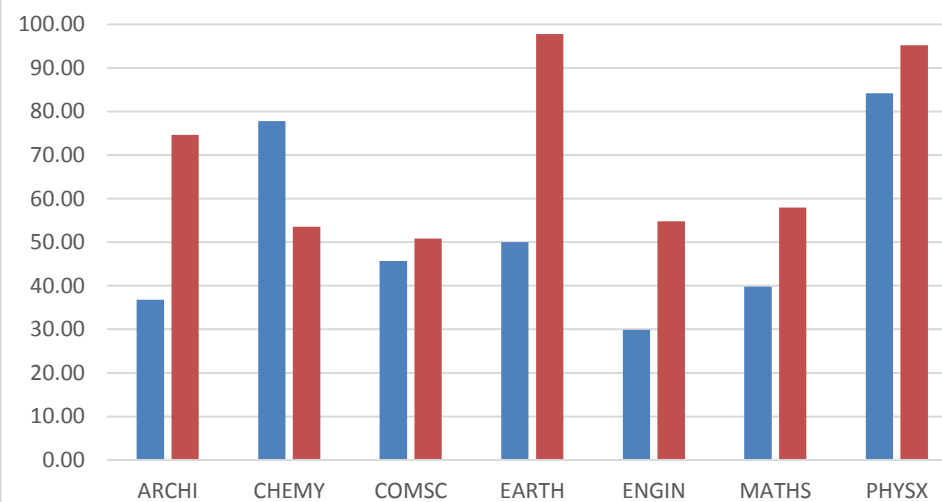
RESPONSE RATES (%)

KEY	
	2018
	2017

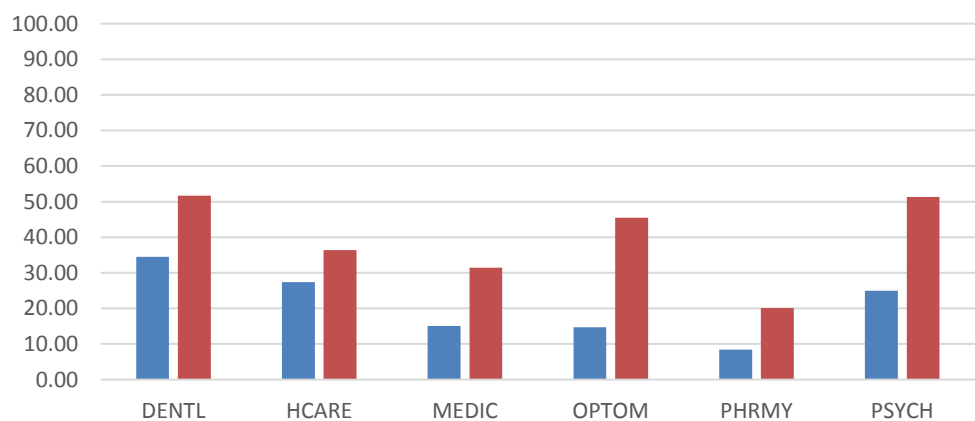
ARTS, HUMANITIES AND SOCIAL SCIENCES



PHYSICAL SCIENCES AND ENGINEERING



BIOMEDICAL LIFE SCIENCES



OVERALL		NUMBER OF STUDENTS
UNIVERSITY	27.37%	1403 of 5126
AHSS	30.42%	828 of 2722
BLS	18.46%	341 of 1847
PSE	42.01%	234 of 557

